



Keeping Austin Turning Since 1988

The Chip Pile

The Newsletter of the Central Texas Woodturners Association
Austin, Texas

A Chapter of the American Association of Woodturners

**Meeting
March 17, 7 PM
Demonstrator
Stacey Hager
Turning Tool Handles**

American Youthworks - Austin, Texas
1901 East SH 71
1/4 mile East of I-35 South side of 71

**February
Meeting Summary
by Dwight Schaeper**

The February 18, 2020 meeting was called to order by President Gary Beers at 7:00 pm.

Approximately 47 members and 1 visitor were present. The recognized visitor was Rick Bywater from Kansas City.

The Texas Woodworking Festival will be April 18, 2020 at Fair Market, 1100 E 5th Street, Austin 78702. CTWA will have a demonstration booth. Contact Austin Krause for additional information.

The Hands-On Woodturning Retreat scheduled for March 5-8, 2020 at the Hands on Saw Mill in Kingsville, Texas is cancelled.

Jim Brinkman will order CA Glue from Starbond if he receives sufficient requests from the club.

Johnny Tolly provided PVC pipe sections for making Beads of Courage Boxes.

Cortland Hunt presented the Instant Gallery.

Cortland Hunt demonstrated his procedures for preparing and using a Shellac Finish, Polishing Paste, and Abrasive Paste. Cost comparisons were provided with similar commercial products.

Gary Roberts discussed the history and importance of the Bring Back program. The meeting ended with the announcement of the Bring Back recipients.

**President's Corner
Gary Beers**

I don't have much for the President's Corner this month. Just a reminder about the challenge for the month of March is an egg cup and egg.

The categories will be novice (0 to 1 year of turning) intermediate (2 to 5 years) and advanced (6 years and more).

Thank you Cortland for a very informative demonstration on making sanding paste and finishes.

**SWAT News
Steve Green**

CTWA Members: the first directors meeting for SWAT 2020 has been held and here are the vitals:

SWAT setup will be Thursday, **August 27**.

SWAT itself runs **Friday, August 28 thru Sunday, August 30**.

If you are attending SWAT: Can you help with setup and tear-down? Make sure Marcia Tolly, marcia.tolly@gmail.com, has your names so that you can get

The American Association of Woodturners is dedicated to providing education, information, and organization to those interested in Woodturning; In keeping with the standards of our national organization, the Central Texas Woodturners association hereby gives permission for all woodturning chapters, organizations, magazines, and newspapers to use any materials contained herein for the benefit of all woodturners everywhere. We ask credit be given to the source of the material.

fed on Thursday.

Pat Little needs volunteers to help with ticket sales. So let her know by sending a message to PatLittle46@yahoo.com

Setup, Teardown, and Ticket Sales will be on the signup sheet that I'll be passing around.

SWAT host hotels are the Hilton and the Courtyard across the street for \$167.00 per night if you mention SWAT. Both hotels are currently taking reservations.

Ticket Sales, like last year are sold in packs of 10 for \$10.00. Three packs of 10 for \$25.00.

On-line registration for SWAT begins on **March 15** and ends on **August 1**.

Logo wear for SWAT 2020 will be graphite grey with white lettering. All can be ordered during on-line reservation.

Go to SWAT's website, swaturners.org for more information.

To CTWA's board and executive committee: do we have a new turner in the group that can't make it to SWAT because of the cost of the symposium? If so, each club is awarded a single scholarship that covers the cost of the registration fee. Let me know who you'd like to nominate for the scholarship and I'll pass that information along to SWAT.

Steve Green

CTWA's Director to SWAT
stevenjgreen@mac.com

Membership in CTWA

We welcome NEW MEMBERS to join our band of merry turners anytime. An interest in woodturning is the only requirement. Dues are \$35/year, prorated \$3/month for new members. \$45/year for a family membership.

With your membership, whether you are experienced or a novice, we will teach you, or learn from you. You will build long-lasting friendships based on a common kinship of matching wood, metal, machine, and man or woman as the case may be.

CTWA members are also encouraged to join the American Association of Woodturners (AAW). AAW provides an extensive resource for articles, tips, and videos for all areas related to woodturning. AAW dues are Individual \$60 (\$50 for online); Family \$65 includes up to 3 family members in the same household. Visit the AAW website at www.woodturner.org for full details and membership form.

2020 Calendar

The calendar listing is an attempt to keep you informed on upcoming CTWA events and other events of interest to wood turners. All 3rd Tuesday CTWA meetings are at American Youthworks (AYW) 7-9 PM.

Check the website <http://CTWA.org> for latest information and map.

All 1st Saturday events are from 9 AM to noon. Events and dates are subject to change. Watch for emails and check the website for updates.

Mar. 7 First Saturday
Hosted by Lowell Williams

Mar. 17 March Meeting
Demo Stacey Hager - Turning Tool Handles

Apr. 4 First Saturday
Hosted by John & Suzi Parker

Apr. 21 April Meeting
Demo TBD

May 2 First Saturday
Hosted by Gary Roberts

Aug 27 SWAT Setup Day
Aug 28-30 SWAT


**Volunteer Your Shop
For
First Saturday**

- 1. It doesn't need to be big or fancy.**
- 2. We'll bring the lathes.**
- 3. You make the coffee.**
- 4. Drew Shelton brings Round Rock donuts and asks for donations from all who attend to help offset his costs.**
- 5. Have at least enough room for 1-2 turners (easy in the summer).**
- 6. Contact Joseph Schoenfeld to volunteer.**

**Photo Credits
Drew Shelton**

February Instant Gallery			
TURNER	DESCRIPTION	WOOD	FINISH
Cortland Hunt		Magnolia	Orange Oil/Beeswax
Cortland Hunt		Manzanita/Resin	Orange Oil/Beeswax
Cortland Hunt		Manzanita/Resin	Orange Oil/Beeswax
Cortland Hunt		Redwood/Resin	Butcher Box Oil
Gary Roberts		Dutch Elm from State Capital, Turned 1990, Carved 2020	
Jason Tunnell	Lamp	Ambrosia Maple/Walnut	Shella Wax
Jim Brinkman	Lidded Box	Mesquite, Ebony	Deft
Jim Chandler		Box Elder	Walnut Oil
Jim Chandler	Platter	Big Leaf Maple	Linseed Oil/Beeswax
Jimmy Tolly	Beads of Courage	Magnolia from Gary Roberts Tree	Spray Lacquer
Jimmy Tolly	Bowl	Mesquite	Mahoney's Walnut Oil/Wax
Johnny Tolly	Bowl	Cedar Elm	Oil
Johnny Tolly	Beads of Courage	Mesquite	Poly
Johnny Tolly	Urn	Mesquite, Maple	Poly
Ralph Cox		Spalted Hackberry	Spray Lacquer
Saleem Shafi	Torus, Ring, Donut	Mesquite	Walnut Oil, Was
Will Dailey	Harlequin Box	Mahogany, Rosewood, Elm, Yellow Pine	Multiple


Bring Back Raffle		
TURNER	DESCRIPTION	WINNER
Cortland Hunt		Jim Spano
Cortland Hunt	Sycamore	Johnny Tolly
Dwight Schaeper	Tea Light Candle Holder	Suzi Parker
Dwight Schaeper	Tea Light Candle Holder	Ed Brinegar
Gary Beers	Potpourri Pot	Ed Brinegar
Jason Tunnell	Stabilized Pen Blank	Orlando Banos
Jason Tunnell	Pot	Gary Beers



**Turners Making
Replacement Machine Parts**

**Award goes to
Gary Roberts**












Abrasive Paste - Making & Usage
By Cortland Hunt





Demo Steps

Step 1 sand to at least 400 grit

Step 2. Clean piece with DNA

Step 3. D-nub with scotch brite pad

Step 4. Apply 1/2 & 1/2 (sanding/DNA)

Step 5. D-nub again

Step 6. Apply liberal amount of sanding paste rubbing it in by hand with paper towel. Start lathe out slow rubbing the paste against the wood, as the paste starts coming off

Use clean areas of the towel gradually sped up the lathe to 750-1000 rpms. When nothing is showing on the towel go to next step.

Step 7. Either use the friction polish ie. OB Shiner Juice; Frenchie's polish or polishing paste. (OB/ Frenchie) Again rub onto the wood with cotton cloth start lathe slow, gradually speed up applying pressure. The heat builds up the shine, continue to add more coats for better shine, minimum would be 3 coats.

If you want a more satin shine and food safe use the polishing paste. Apply liberal amount with a cotton cloth, let sit 15-20 mins, buff with clean dry cotton cloth, medium to light pressure, apply at least 3 coats. Your bowls can be rejuvenated with a light coat of the polish.

Abrasive Paste

400g Mineral Oil. 2.00

50g White Beeswax. 1.50

40g Yellow Beeswax. 1.00

10g Carnauba Wax. .60

100g fff Pumice 3.20

Total. \$8.30 = 20oz or .42 per oz.

EEE Ultra Shine \$24.95 2 oz

Yorkshire Grit \$17.65 8oz

Polishing Paste

400g Mineral Oil. 2.00

50g. Orange Oil. 1.80

50g White Beeswax. 1.50

50g Carnauba Wax. 3.00

100g Yellow Beeswax. 2.50

Total. \$10.80 = 24oz or .45 per oz

Renaissance Wax \$29.99 7oz

Howard's \$8.99 16 oz

Friction Polish. Aka OB Shine Juice

4 oz Boiled Linseed Oil. 1.04. 32oz 8.37

4 oz Zinsser Clear Shellac 1.87. 32oz 14.97

4 oz DNA .53. 128oz.16.27

Total. \$3.44 = 12oz or .29 per oz

Frenchie's Polish

3.6 oz Boiled Linseed Oil .94

7.2 oz Zinsser Clear Shellac. 3.37

1.2 oz DNA. .15

Total. \$4.46 = 12 oz or .37 per oz

Huts \$12.95 6 oz

Shellawax \$32.95 8.5 oz

Mylands \$17.95 8 oz

2020 CTWA Officers

President

Gary Beers
gbeersjr@hotmail.com
512.507.1046

President-Elect

Courtland Hunt
courtlandhunt@yahoo.com
512.623.0824

Treasurer

Len Brissette
mesquite901@gmail.com
512.258.4004

Secretary

Dwight Schaeper
dscha449@yahoo.com
512.517.1345

Program Chair

Austin Krause
esoteric147@yahoo.com
512.563.9865

Membership Chair

Arron Story
akstory21712@gmail.com
540.604.3570

SWAT Representative

Steven Green
stevenjgreen@mac.com
512.395.7776

Newsletter Editor

Dan Gillen
dcgillen@gmail.com
512.630.9950

CTWA Board of Directors

President

Vaden Mohrmann
vmohrmann@gmail.com
512.658.7508

Secretary

Pat Jenkins
jpjen@austin.rr.com
903.926.5180

Treasurer

Len Brissette
mesquite901@gmail.com
512.258.4004

Director

Drew Shelton
dcshelton@gmail.com
512.635.3884

Director

Joesph Schoenfeld
showey4u@yahoo.com
512.560.0407

Volunteer Instructors

South

Stacey Hager 512.282.1036
basics, spindles, sharpening
hollow vessels

Johnny Tolly 512.858.4471
basics, open segmented

Jimmy Tolly 512.894.0686
basics, platters

**Craig Timmerman
512.288.3598**

basics, square turning
hollow vessels

**Hilda Carpenter
512.395.7782**

airbrusing, tool handles, bowls
Drozda finials, bottle stoppers
sea urchin ornaments

Jack Besperka 512.261.4682
decorating & finishing

North

Jim Spano 512.835.5023
novelty items, tops,
shop gadgets

Len Brissette 512.258.4004
bowls, platters, sharpening

Round Rock/ Georgetown

Ed Roberts 512.255.3294
basics, platters

Volunteers

Webmaster

Vaden Mohrmann
vmohrmann@gmail.com
512.658.7508

Audio/Video Coordinators

Greg Vest
sounddudeaustin@gmail.com
512.736.2715

Austin Krause

esoteric147@yahoo.com
512.563.9865

First Saturday Coordinator

Joesph Schoenfeld
showey4u@yahoo.com
512.560.0407

Librarian

Suzi Parker
suziparker@hotmail.com
512.266.0824