



The Chip Pile

The Newsletter of the Central Texas Woodturners Association

Austin, Texas

A Chapter of the American Association of Woodturners

CTWA Meetings

OCTOBER MEETING

Tuesday, October 19, 2006

7:00 - 9:00 PM

American YouthWorks - Austin, Texas

1901 East SH 71

(about 1/4 mile east of I-35 on south side of SH 71)

FIRST SATURDAY TURNOUT

The First Saturday Turnout for October will be held on November 4, at 9:00 AM at Lynn Kramer's shop, 729 South Guadalupe Street, Lockhart

to make a couple of ten-inch, very thin end grain vases the first time I put the tool to use. I have to say this is the fastest and safest way I have found for hollowing end grain. With a little practice, even I may be able to reduce sanding on hard wood to a minimum. I'll have to bring it to our sharpening demo in November.

YouthWorks Auction Items

As I mentioned at the last meeting, YouthWorks is holding their annual

fund raiser in November. They are depending on us to provide items for their auction. We did not have adequate notice to do team projects for the auction the way we did last year. So it is up to us as individuals to donate saleable art pieces for the auction. With all the great turners we have in our club, I'm sure we will have a great showing. Remember that we need to have these items for our October meeting. Please bring your submission forms, which I forwarded to each of you last month.

Monthly Features

- Calendar, page 11
- Classified Ads, page 11
- Demo Schedule, page 8
- First Saturday, page 6
- Membership Information, page 11
- Shop Crawl Schedule, page 6
- This Month's Program, page 5
- Volunteer Instructors, page 10

Cindy Drozda Raffle

We are still selling tickets for the Cindy Drozda items. The drawing will be at the November meeting. The tickets are \$5.00 each. Good luck!

2007 AAW Registration

Remember that AAW now has an online program for registration. As an incentive, all who use the on-line renewal process will be eligible for a drawing for a Powermatic lathe. You will only be eligible for that drawing if you register through their online program. As a result, we will not be collecting AAW dues as part of our annual club dues this year as we have in the past.

We will try to have a laptop at the November meeting to assist those who are "technologically challenged." But you will still need your user ID and password, supplied by AAW, in order to register online. If, like me, you throw out all blow-in ads in magazines before reading them, you probably did not get your user ID and password from the last AAW journal. It that is the case, you can get a new user ID using the AAW web site, www.woodturner.org. Just click on Password Retrieval at the top of the home page.

Finally, if you just decide you don't want to bother with this, we will collect your AAW dues and forward them to the national organization as we have done in the past. The choice is yours.

November Demonstration

For the November meeting, Stacy and I will be talking about sharpening. There are a number of theoretical areas we would like to cover briefly, including basic shapes and considerations in sharpening. But we are hoping to make this a real hands-on session.

see President, page 3

Random Thoughts...

Andre Martel's hook tool

One of the new toys I bought at SWAT is an Andre Martel hook tool – well a couple of them, actually, and the hones to sharpen them, as well as a shaft into which them can be mounted. I have used hook tools before. In fact, I have made a couple of them. But I have found them a bit aggressive and unfriendly. But I was impressed with Andre's patented shape which includes a double curve, placing the cutting edge in a near-vertical position on the inside of an end grain vessel. This gives you a very controllable sheer cutting effect that works

very well for me. In fact, I was able

From the President's Shop

The American Association of Woodturners is "dedicated to Providing Education, Information and Organization to Those Interested in Woodturning." In keeping with the standards of our National Organization, the Central Texas Woodturners Association hereby gives permission for all other woodturning chapters, organizations, magazines and newspapers to use any materials contained herein for the benefit of all woodturners everywhere. We ask that credit be given for the source of the material.

2006 Officers

President

Len Brissette
512.838.0584
mesquite@austin.rr.net

President Elect

Drew Shelton
512.863.4651
dcshelton@gmail.com

Program Chairman

Gene Stokes
512.255.4869
gstokes1@austin.rr.com

Secretary/Newsletter Editor

Charlie Kay
512.295.2144
ckay@austin.rr.com

Treasurer

Ed Roberts
512.255.3294
eroberts6@juno.com

Membership Chairman

Drew Shelton
512.863.4651
dcshelton@gmail.com

Webmaster

Larry Walrath
512.255.5379
larry@larrywalrath.com

Audio/Visual Coordinator

Frank Miller
512.335.4768
millerstexas@msn.com

Librarian

Betty Hager
512.282.1036
staceyhager@hotmail.com

CTWA Web Site

www.ctwa.org

Editorial Information

This newsletter is by and for members. The Editor welcomes any written materials and will provide assistance with getting your information into publishable form if you want. **DEADLINE IS THE FIRST MONDAY OF THE MONTH.** Contact me with your ideas and drafts by phone at 512.295.2144, by E-mail at ckay@austin.rr.com or mail them to:

The Chip Pile
c/o Charles Kay
100 Matzig Cove
Buda TX 78610-3108

President's Shop

Obviously, when you get this many turners together you will find a lot of different ideas about how best to sharpen tools. So, we will have a number of members bring their sharpening setups to share their insight with the club. In addition, I would like to encourage anyone with a tool they would like help with to bring that tool to the demonstration. After a short demonstration, we will get each contributor to explain their particular setup and why they prefer it. We will then break up into groups and actually sharpen tools to see how each setup works.

So, if you have been struggling with how to sharpen your detail gouge, and can't seem to get a convex curve on the cutting edge, "Bring it on down" to the November meeting where we will answer all your sharpening questions, and actually SHOW you how to approach the problem.

First Saturday Host Volunteers

For the past year or so, we have had a rotating First Saturday shop crawl at various members' shops. We have had a lot of fun visiting turner's shops, getting tool and setup ideas, doing a little turning and just visiting. I have been coordinating that and will continue to do so as long as you would like for me to do that.

Now that the new year is approaching, I am trying to set up a new schedule. A couple of folks are on my list at the moment. I just need to nail down the exact date with them. But I could still use more volunteers. Just give me a call and we can set up a date (512.423.3625). Just think, it will give you an excuse to finally clean up your shop!

For those of you who have not participated in our First Saturday events, you don't know what you are missing. The only down side is that it has added many things to my wish list of projects to make my shop work better.

Keep the Chips Flying


Len

September Demo

Multi-axis Disc Vase

Our September meeting saw **Craig Timmerman** making a "just n time" run through of his SWAT XV demonstration on making a disc vase. This was another of Craig's well-organized and presented demonstrations. Although I will give a brief summary of the process, those of you interested in trying this project should visit Craig's web site, www.armadillowoodworks.com.

There you will find a handout detailing this project, as well as other items Craig has demonstrated.



For this project, Craig uses dry stock, selecting contrasting or figured wood for the inlay if one is to be used. The blank for the vase is about 7" by 6" by 2" (or 2 1/2" if

an inlay is planned). The blank for the inlay is 3-4" square and 3/4-1" thick. You will also need blanks for the reusable jig the first time you turn this



project (see the handout on Craig's web site for instructions on turning the jig).

The inlay piece (if used) is chucked between centers and turning it round, adding a tenon on one side for the chuck. When the piece is mounted in the chuck, flatten the face, checking it with a straight edge, as this will be the glue surface. Part off 1/2" thick piece, using a thin parting tool, flatten the face again and part of the second 3/8" thick piece.

see Demo, page 3

September Demo

To begin the main part of the vase, you will need to mark the centers on both sides of the blank. Remember that although this is a 6" X 7" blank, the centers are based on 7" X 7". The blank must be flat; if it isn't, mount it between centers and flatten both faces. Mark the centers on what will



be the top and bottom of the vase. You can trim the blank round on the band saw, but don't saw the center mark off the top.

Mount the blank between top and bottom centers, with the bottom toward the tail stock and turn a tenon for the chuck on the bottom. Reverse the blank and mount in the chuck. Get the basic shape started with the bowl gouge. Mount the drill bit in the tail stock, making sure it makes a hole the



size of your glass insert, double checking to be sure that the hole is deep enough, and cutting a chamfer at the top if necessary to accommodate any flair on the top of the insert.

You can now test the curve shape using your jig and refine as necessary. Then sand the vase top. Watch your fingers!

The vase is now mounted between the side centers and rounded. It helps at this point to mark a center line around the outside. If you aren't planning an inlay, turn a tenon on one face to fit your chuck. If you are planning an inlay, turn a 1/8-3/16" recess on one face to fit your chuck

For simplicity, this discussion will continue with the piece with an inlay. The procedure differs in detail if there is no inlay. The piece is chucked using the inlay recess, and other side is shaped to a flat about the diameter of the inlay piece. Mark the diameter of

the inlay on the blank using calipers. Carefully cut a recess about 1/8" deep, taking care to make as snug a fit as possible for the inlay. Glue the 1/2" inlay in place, and cut a tenon on the protruding part. Remember that the tenon needs to be thicker than the depth that your tail stock point will penetrate.

The piece is then rechucked with the tenon you just cut and this side is cut the same way as the first, again first leaving a flat, laying out and fitting a recess for the 3/8" inlay piece. When you glue this inlay piece in, take the point out of your live center before you use it to clamp the inlay in place. Finish shaping this side, taking care to match the curve on the other side. Sand this side, taking care to watch your fingers!

Now you can turn the tenon off the first side. Use a simple drum chuck, bringing the live center point up in the hole you made in the inlay tenon when you clamped it to glue it. Now shape this side carefully to match the curve on the other side. Sand the piece, then remove it from the lathe and trim the small nubbin where you had the live center, using a carving gouge or rotary tool. Hand sand the spot and you are done.

Thanks for another good demonstration, Craig.

one is grading you on the quality of your work. Just bring a piece that represents the best that YOU can do.



If you don't have a lathe or feel like you have enough experience, contact one of our Volunteer Instructors to help you prepare a Bring Back piece. So buy a ticket, get involved and have fun.

Show and Tell

Len Brissette brought a hollow form turned from a manzanita root.

James Norton showed off a ring box of Honduran rosewood and ebonized mesquite, finished with friction polish.

Johnny Tolly displayed a square mesquite bowl finished with spray lacquer.

Gene Stokes showed a vase turned from walnut and finished with high gloss polyurethane.



Joel Crabbe brought along a mesquite bowl with paua inlay, finished with lacquer and wax.

Dave Dick showed a finial box and five more finials.

Jack Besperka shared two pieces, a carved bowl of walnut finished with wax and an Indian pot of bleached cedar elm finished with liming wax.



Bring Back Raffle

H. O. Evans was the winner of a bangle bracelet turned from laminated mahogany and maple and a bottle stopper turned from mesquite by **Jim Brinkman**. **Joel Crabbe** took home a fine lathe bed tool tray made of curly maple by **Dave Dick**. **Charlie Kay** picked up an IOU from **Johnnie Perales**.

As is the custom, each of the winners will bring back a



turned item to the next meeting. The bring back items should be representative of each person's best work.

It should be noted that the Bring Back Raffle is meant to be a fun event. No

see Show, page 4

Show & Tell

Larry Walrath brought a pair of large pecan pots finished with tung oil.



David Pugh showed six beautiful bangles turned from various laminated woods and finished with Waterlox.



Gary Roberts brought a natural edge platter.

Charlie Kay shared six boxes, one of mesquite, one of walnut with a spalted pecan inlay, one of Spanish cedar with a rosewood finial, one of lemonwood, one of sycamore and a sea salt box of mesquite. All were finished with Behlen's Master Gel and Beall buffed.



Bob Elfant displayed three bangle bracelets of laminated mahogany and poplar.



H. O. Evans showed off a large piece laminated from 14 pieces of what he called junk wood.



Stacey Hager brought a top and a button spinner turned from Dymondwood and blackwood, both finished with Perfect Pen Polish.



Marcia & Johnny Tolly shared a large butterfly bowl.



Designing Turned Pieces

One of our club's most talented woodturners, **Jack Besperka** will be our demonstrator at our October meeting. Jack will be talking to us about the design process. Jack says that his main discussion will be about how I design my turnings. However, he will also discuss the methods he uses to decorate his work. If time permits, he will also review the various finishing systems that he uses. He plans to set up a large table

and display examples of his work. He will also bring several of the tools that he uses to get unusual effects.

Thanks to Jack for volunteering to demonstrate at this month's meeting.

We had 45 attendees at our August 15 meeting, including one visitor.

Len opened the Business Meeting by saying that we would experiment with reordering the meeting to do the Instant Gallery first, before the demonstration.

Len again promoted the Cindy Drozda box raffle. Tickets will be on sale for \$5.00 each through the drawing at the November meeting. (See separate article.)

The Board has decided to advise CTWA members to go ahead and pay their 2007 AAW dues on line. This will ensure that everyone will be eligible for the lathe being offered by AAW for on line registration. We will have one or more laptop computers at the October meeting to assist folks who don't have computer access at home. If you have lost or thrown away your AAW renewal form and the password that it included, you can go to the AAW web site and get a new password. We will be asking for your 2007 CTWA dues soon.

Betty Hager brought us up to date on SWAT planning. She still needs volunteers for a number of jobs, including Thursday morning set-up.

Jim Brinkman has agreed to coordinate an order for Lyle Jamieson Wolverine depth gauges. See Jim if you are interested.

Len reported that the annual YouthWorks Auction is set for November 2. One of the things we committed to in exchange for the use of their fine facility is to provide some high quality items for this auction each year. You need to bring your items to the October meeting.

It will soon be time to renew your CTWA dues for 2007. **Drew Shelton** will soon be asking for your \$40 and having you fill out a renewal form to assure that we have all of your information down correctly in our files.

As mentioned several other places in this issue of the newsletter, those of you who want to qualify for the Powermatic lathe being offered are encouraged to renew your AAW membership via the AAW web site, www.woodturner.org. You will need the user

ID and password supplied by AAW in order to register online. If you threw away the renewal envelope that came with the last issue of **American Woodturner**. If that is the case, you can get a new user ID using the AAW web Just click on Password Retrieval at the top of the home page.

We plan to have one or more laptops at the October meeting to assist those of you that don't have internet access or are computer challenged. If even this is too much bother, we will be happy to collect your AAW dues along with your CTWA dues and forward them to the national organization as we have done in the past.

Once again, it is time for us to be electing the folks who will lead our club over the next year. We will be nominating folks at our October meeting, then elect them at our November meeting, as we have no meeting in December.

President Elect Drew Shelton will automatically move up to become **President**. In addition, we now have volunteers confirmed to fill most of the offices. The following

have agreed to be nominated for open offices:

President Elect - Craig Timmerman
M'bership Chairman - Clyde Little

Program Chairman - Gene Stokes
Librarian - Betty Hager
Secretary/Editor - Charlie Kay

In addition, although it hasn't been confirmed as we go to press, we are hopeful that **Ed Roberts** will agree to continue as **Treasurer** and **Frank Miller** will agree to continue as **Audio/Visual Coordinator**.

It will still be in order to nominate people at the October meeting. However, if you choose to nominate someone you should have talked to anyone that you propose to nominate to be sure that they are agreeable to being nominated.

Mary Jeanette Roby

We are sad to report the passing of long-time member **Jim Roby's** wife of 57 years on September 17, after a long battle with emphysema and related illnesses.

Our thoughts are with Jim and his family in this time of bereavement.

Long-time member **Charlie Collins** has moved to an extended care facility near members of his family.

For new members, Charlie Collins is a Founding Member of the CTWA, Past President and Board Member and furnished us with the original meeting place for our First Saturday Turnouts. His shop here

was always an open house for woodworkers of all disciplines. We will miss his smiling face at our meetings.

Charlie invites us to, "Come by, give me a ring or drop me a note." His new address is:

Charles E. Collins
2401 Country View Lane, No. 1133
Mckinney, TX 75069
Phone 972.542.0888

S. Gary Roberts

Cindy Drozda Box Raffle

During her workshops in the spring, Cindy Drozda kindly donated three of her demo pieces to the club to be used as a fund raiser. At our August meeting, we began selling special raffle tickets for these items. These five-dollar raffle tickets will continue to be sold at the September, October and November meetings, with a drawing to be held at the November meeting.

These boxes are superbly executed, and signed by Cindy. Although they are well sanded, they are not finished to Cindy's usual gallery standards.

These three items were



displayed at the August meeting and will be available for viewing again at the next three meetings. So, get your tickets for these valuable, finely done boxes and help raise money for our club.

E-mail

It is your responsibility to see that acting Membership Chairman **Drew Shelton** has your correct E-mail address. You can contact him at dcshelton@gmail.com. We regularly use E-mail to advise members of important announcements on short notice. If Drew doesn't have your current E-mail address, we can't

contact you.

Photos

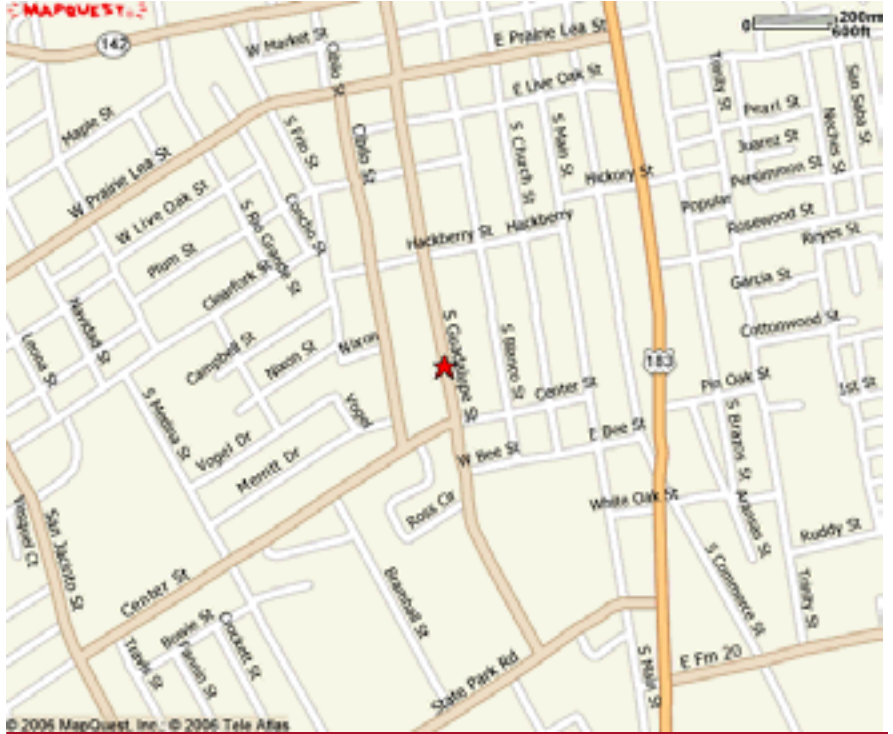
Photographs for this month's **Chip Pile** were provided by **Doug Green, Betty Hager and Charlie Kay**. If you have digital photos that you would like to have considered for use in the newsletter. Send them to the Editor at ckay@austin.rr.com.

First Saturday

Our November 4 First Saturday Shop Crawl will be held at **Lynn Kramer's** shop, 729 South Guadalupe Street, Lockhart.

To get to Lynn's, head south on US 183 to Lockhart. In the downtown area of Lockhart, turn right on East Prairie Lea and go five blocks or so to South Guadalupe and turn left. Lynn's house will be on the right. If you get lost, call 512.398.6981.

Lynn invites anyone who has some wide sanding to do (flat work) to bring it along. He has a double drum sander 35" wide. He also has a Powermatic 2036, a Jet mini-lathe, a 15" planer and a Legacy router. He hopes to have David Dick set up to rout some barley twists. He says he has lots of room to work, so bring your mini-lathe if you would like. Lynn says there'll likely be some Lockhart barbecue on hand about lunch time.



2006 First Saturday Shop Crawl Schedule

November 4

December 9 (Christmas Party)

Lynn Kramer

Charlie & Janie Kay

To volunteer to host a First Saturday Shop Crawl, get in touch with President Len Brissette.

CTWA Supporters

We don't recognize often enough those businesses that support our club. If you don't already do so, be sure to support those folks that support us, either through discounts or gift certificates.

**Hogan Hardwoods
Woodcraft
Craft Supplies USA
The Cutting Edge**

Web Site

Check out the CTWA Web Site at www.CTWA.org. If you have comments, suggestions or something for the gallery, get in touch with **Webmaster Larry Walrath** at larry@larrywalrath.com.


October's First Saturday was at **Jerry Whiteaker's** shop. Jerry's shop was remarkably clean when we arrived, so we did what we could to rectify that. Those of us who spent money at SWAT used this as an opportunity to get other members' opinions of our new toys (and show them off, too). **Len Brissette** and **Clyde Little** brought their new Andre Martel hook tools and let several of us try them out. I brought my Elbotool hollowing rig, which had to be attached to Jerry's Nova since it would not fit on my Jet mini. Speaking of Jerry's lathe, it's a cow. Yup, a cow. Jerry's Nova has a bed extension, so for added stability, he has it mounted on a heavy steel stand that he has decorated as a cow, complete with a bell and turned udders. Anyway, we used the Elbo rig on a cedar elm bowl that Jerry had rough-turned a few months before. The unique design of the Elbo allowed us to use it on the outside of the bowl while the bottom was in the chuck. We had to use a *very* light touch, but it cleaned up some gouge-induced tearout quite nicely.

We also discovered that Jerry is an avid biker. He even has a recumbent bike that he often rides from his home off of Steck to the capitol building and back. A few of us tried sitting on it, but no one was brave enough to go down Jerry's steep driveway with it.

As we were leaving, Len bought a portable air compressor that Jerry was looking to sell. It can pay to have several like-minded people visit your shop! It's too bad that **Stacey Hager** missed the meeting. One of Jerry's neighbors has a sign on the lawn for the remodeling company they're using. The company's symbol is the nautilus-shaped representation of the Golden Mean.

Drew Shelton

(Thanks to Doug Green for the photos)



As reported last month, I am having great difficulty trying to pull photos off Drew Shelton's new web site. Before his provider redesigned their system, I could just drag photos off the site and into my newsletter folder. I can no longer do that.

I finally succeeded in getting into the site so I could theoretically download the photos. Unfortunately, when I was finally able to download them, they weren't JPEG files, but some sort of file that my computer doesn't recognize at all.

So, we still can't include photos from the September First Saturday. See or E-

mail Drew, and he can tell you how to get to the site and see the photos from September as well as shots from October, including the Golden Mean real estate sign.

Tolly Honored

Johnny Tolly has had his mesquite open segmented hall lamp accepted in the Kerrville Arts & Cultural Center's show. The show runs from October 27 through December 3. The lamp has 3,071 pieces of mesquite and ebony.

The show is open to the general public, so head over to Kerrville and check it out.

Youthworks Auction

Every year, YouthWorks holds an auction to raise money. This year's auction will be held on November 2.

Our relationship with YouthWorks was intended to be mutually beneficial. We get a great facility for our meetings and occasional demonstrations. In return, we agreed to provide outreach activities and donate saleable items for their auction. I would like to encourage as many of you as possible to submit a piece of your best work for this event.

We will collect the items at our October meeting. We will have copies of donation forms available at the meeting.

Thanks, CTWA!

Thanks to all of the CTWA folks who pitched in to help, the Fifteenth Annual SWAT Symposium in Temple was a great success. As Host Club Chairman, I would like to thank all the people who volunteered to make my job easy. Here are the folks who made it all work.

The Tolly Team - The Symposium couldn't have happened without the efforts of **Jimmy, Johnny** and **Marcia**. They had tools and expertise ready for every situation. They were visible and were called on by everyone at the Symposium for a ready

answer to questions from, "Where is the bathroom?" to "Do you have a chuck to fit a Stubby?"

Frank and Jane Miller - It takes a great amount of time to set up five



cameras and connect them to all of the TV's (that were delivered late!!), then get the sound systems up and going and have it all ready for the first demos on Friday. The Millers were a great team and deserve thanks from everyone.

C. P. and Pat Little, Jim Spano, Joel Crabbe, Bob Duncan, Roger Gardner, Ed Roberts, Stacey Hager, James Norton, Larry Walrath and **Charlie Kay** (hope I didn't miss anyone) were there early on Thursday. They put together the TV stands and delivered them to rooms, helped put together the lathes and delivered them to rooms, greeted each vendor and helped them get set up and ran in circles helping as a need arose.

Joel Crabbe knew the area and made many trips to the stores for items of great need.

Thanks also to everyone who helped set up the tables and man the lines for the meals - **Jane Miller, Carolyn**

Gottlieb, Craig Timmerman, Brent Hollingsworth, Marcia Tolly, Johnny Tolly, Jimmy Tolly, Debra Tolly, C. P. Little, Pat Little, Judy Enloe (Houston), and all of you who turned the wonderful bowls and twig pots for the tables.

Thanks to **Steve Gottlieb, Joel Crabbe, Drew Shelton** and **Charlie Kay** for being on the committee and going to all of those extra meetings so that we could enjoy such a great symposium - one of our best ever.

Thanks to all of you who stayed late on Sunday to help restore order to the Mayborn Center and get all of the SWAT materials packed. **Ed Roberts, Stacey Hager, Len Brissette, Jim and Joy Spano, Debra and Jimmy Tolly, Marcia and Johnny Tolly, C. P. Little, Richard Norton, Joel Crabbe, James Norton** and **Gene Stokes**. Those TVs were very heavy coming off of their stands, but you got it done. With a large group of good people, the job was done by 6:30. Thanks to everyone who helped.

We have the best woodturning club in Texas! Thank you all.

Betty Hager - Host Club Chairman

SWAT XV Big Success

This is to let you all know that the 2006 SouthWest Association of Turners Symposium was a success just about any way you could measure it. Those of you who were able to attend know that we had 580 attendees - that's more than any past SWAT symposium. We also had over 600 outstanding turnings in our instant gallery. In our Two-for-One Raffle, we gave away three lathes, a Powermatic 3520B, a Delta midi and A Jet mini (both donated by Woodcraft and its dealers), a one-week class at Arrowmont (expenses included) and a lot of other excellent woodturning prizes. We raffled 39 excellent turned pieces in the other half of our Two-for-One Raffle. To prove that the Two-for-One Raffle works, one person won a turned item from the instant gallery and a woodturning tool with the same ticket.

We gave another Jet mini to someone who took the time to fill out our symposium evaluation form. We collected more than 400 evaluation sheets and we will use the feedback contained in them to further improve the 2007 symposium.

I believe the symposium will be a financial success for SWAT as well. It will take a little time to complete all the accounting work. Our Secretary/Treasurer will provide a full financial to the Board of Directors in January.

Thanks to all your members for their continued support and participation in what I believe is the best woodturning symposium in the country.

Walter Tate
SWAT President

There was a large contingency of CTWA members and spouses at the SWAT XV in Temple. All of them seemed to be having a good time. **Dave Dick** and **Judy Williams** both had winning tickets for turned pieces in Saturday evening's half of the Two-for-One Raffle. Make a note to get Dave to buy your tickets for you next year. This was the third year in a row that he has taken home a turning!

We were represented in the demonstrator ranks by **Rusty Myers** and **Craig Timmerman**, and in the donated turnings by **Gary Roberts, Judy Williams, Marcia** and **Johnny Tolly, Craig Timmerman, Rusty Myers** and **Johnny Tolly**.

As many of you know, I took a lot of photos there. On the next page, you will find a montage of some of my photos and some supplied by **Betty Hager**. I have far too many photos to print, but I would be happy to share them with you on a CD if you would like. Just let me know.

Hope you enjoy the photos.

Charlie Kay

2006 Demonstration Schedule

October 17 - Jack Besperka - The Design Process
November 21 - Hager & Brissette - Tool Sharpening
December 9 - Christmas Party



After recovering from two exhausting weekends, I am belatedly getting this issue done. At least you will get it a few days before the meeting.

As noted elsewhere, this fifteenth iteration of the SWAT Symposium was a big success. It was good to see all of the CTWA folks pitching in under **Betty Hager** to make everything work smoothly. Thanks to Betty and to everyone who helped.

Speaking of thanks, one person we fail to thank often enough is **Frank Miller**. His outstanding camera work, using the audio visual setup that he designed, makes the demonstrations at our meeting readily accessible to all who attend. As we all know, his leadership and technical expertise were also key to the success of the SWAT Symposium. Thanks, Frank.



The week after SWAT was a very busy one for me, starting with getting up at 5:00 AM on Monday (the middle of the night for me!) to get Andi Wolfe off to the airport for her flight back to Columbus, Ohio.

Then, it was into crisis mode to get some more turnings done for the Buda Fine Arts Festival (BFAF) the following weekend. In addition to organizing and pricing everything, I had also waited to the last minute to design and build some new "portable walls" to hang my big carved wall mirrors on. Spent several hours Friday getting the booth set up, before going to the opening gala that night.

This is the third year for the BFAF, but the first time I have been able to



participate, as it has conflicted with SWAT. They had a big enclosed tent, so I didn't have to deal with my own

pop-up tent. There was a lot of high quality art there in quite a number of categories, and live music throughout the event.

This was the best run arts and crafts fair I have participated in, and I did very well. Although I sold lots of different kinds of items, bottle stoppers made the event the big success it was for me.

Now that these two big events and this issue of the newsletter are behind me, I am looking forward to getting back into the shop. I need to clean up a barrel full of shavings and restow all of the stock I got out to take to the show. Then I'm ready to try out some new ideas. I have been sketching possibilities for the last couple of weeks, and can't wait to try them.

Keep on turning,

Charlie

Volunteer Instructors

The following turners have generously offered to open their shops and give their time to any member who wants to learn how to sharpen their tools, sharpen their skills, learn how to make a bowl or "test" the newest tool. Check out the people who bring items to Show and Tell. One trait common to all woodturners is that we all like to share, so just ask!

SOUTH

Odie Bull	512.442.2687
Bill Hammack	512.282.0832
Stacey Hager	512.282.1036
Johnny Tolly	512.858.4471
Jimmy Tolly	512.894.0686
Craig Timmerman	512.288.3598

NOTE: The Tolly brothers work strange shifts, so they may be available on times other than weekends.

H. O. Evans **512.282.2830**

NOTE: Ho would like to confine his assistance to his specialty, segmented turnings.

NORTH

Rusty Myers	512.218.1606
Frank Miller	512.335.4768
Judy Williams	512.836.7897

ROUND ROCK

Larry Walrath **512.255.5379**

LOCKHART/SAN MARCOS

David Dick	512.357.6517
Curtis Seebeck	512.738.0775

Calendar

The calendar listings are an attempt to keep you up to date on upcoming CTWA events, as well as other events of particular interest to woodturners.

Oct 17 - 7:00 to 9:00 PM

CTWA Meeting - American YouthWorks

Nov 4, 2006 - 9:00 AM to Noon

First Saturday - Lynn Kramer's shop

Nov 21 - 7:00 to 9:00 PM

CTWA Meeting - American YouthWorks

Dec 9, 2006 - 9:00 AM to Noon

Christmas Party - The Kays

Jan 6, 2007 - 9:00 AM to Noon

First Saturday - To Be Announced

Jan 16, 2007 - 7:00 to 9:00 PM

CTWA Meeting - American YouthWorks

Feb 3, 2007 - 9:00 AM to Noon

First Saturday - To Be Announced

Feb 20, 2007 - 7:00 to 9:00 PM

CTWA Meeting - American YouthWorks

Membership in CTWA

New members are welcome to join CTWA at any time. All you need is an interest in woodturning. CTWA membership also requires membership in the American Association of Woodturners (AAW). Local dues are \$25.00 per year, or \$2.10 per month, prorated for new members joining during the year. AAW dues are \$40.00 per year for individuals and \$45.00 for families. For that, you get a first class quarterly magazine, **American Woodturner**, with excellent articles on woodturning and woodturners, amply illustrated with color photographs.

If you are interested in learning more about membership or want to join CTWA, contact our Membership Chairman:

Drew Shelton
112 Oakland Drive
Georgetown, TX 78628
dcshelton@gmail.com
512.863.4651

CLASSIFIED ADS

Free personal classified ads are available to all members of CTWA to sell, buy or trade woodworking related items. To place an ad, contact Charlie Kay at 512.295.2144 or via E-mail at ckay@austin.rr.com. Ads will be run for two months and then dropped.

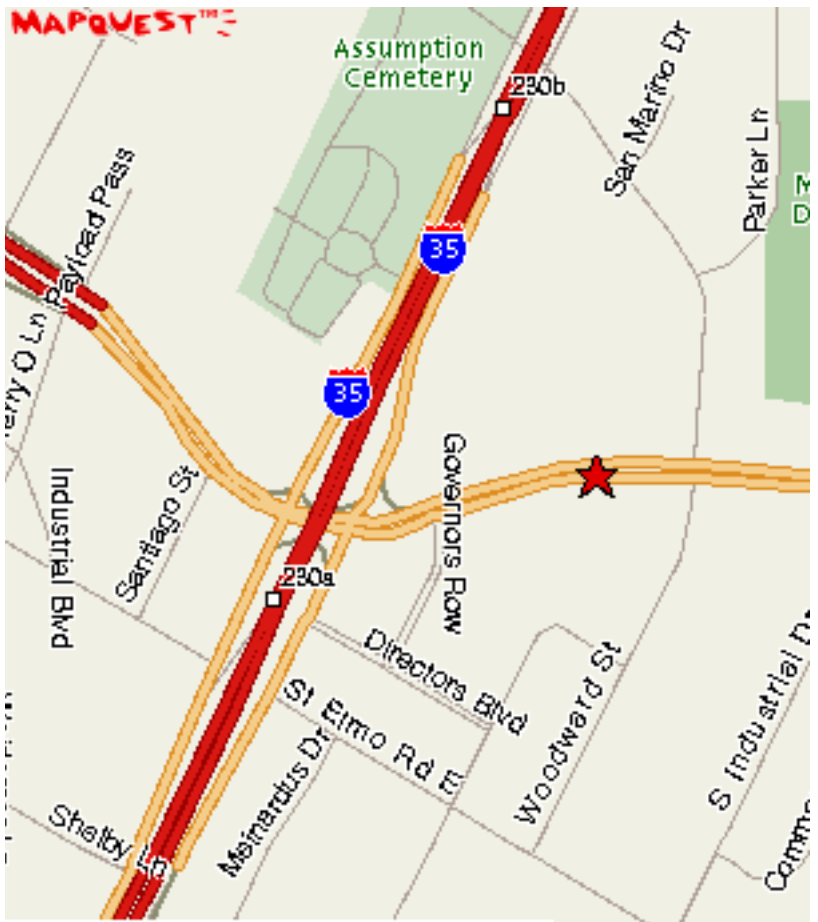
FOR SALE: Partially assembled workbench made from 3/4" plywood and 2x4's. Top is assembled as well as two cabinets for drawers. Drawers are cut but not assembled. Could be used with a bench lathe or as a center for other woodworking. Almost FREE. You have to pick it up in North Austin. Contact Judy Williams at 512.836.7897 or by E-mail at Judy@lace-bobbins.com.

FOR SALE: TURN BIG STUFF! Tripod style outboard stand for Powermatic lathe. Really heavy duty, tool rest adjusts to work with most large lathes. (I have turned a 6-1/2 foot diameter table top with this stand.) Probably weighs 150 pounds. Like new. First \$250.00 at my shop.

Contact S. Gary Roberts at 512-345-1521 or by E-mail at Sgicr71@cs.com.

Meeting Location

The CTWA meets at American Youth-Works, 1901 East Ben White Boulevard (Texas 71) in south Austin. The building is on the south side of Ben White, just east of Interstate 35. The best entry is off Woodward Street, just south of a little strip center. You enter an alleyway into a lighted parking lot. We will enter through the back door. As you drive in, you will see a truck dock in the back of the building with a big roll-up white door. The entryway is just to the right of the truck dock. Folks coming from the north may want to exit I-35 at Woodward and proceed south on Woodward across Ben White.



The Chip Pile

Central Texas Woodturners Association
A chapter of the American Association of Woodturners

Charles Kay, Editor
100 Matzig Cove
Buda, TX 78610-3108

To: