



# The Chip Pile



The Newsletter of the Central Texas Woodturners Association

Austin, Texas

A Chapter of the American Association of Woodturners

**July 18, 2017**

**John Lovelady**

**Sea Urchin Ornaments**

**7pm-9pm**

American YouthWorks - Austin, Texas

1901 East SH 71

(about 1/4 mile east of I-35 on south side of SH 71)

**August 5th  
1st Saturday**

Site: Pat Jenkins

452 Golden Eagle

Dripping Springs, TX

903-926-5180

9 am - Noon

If you need help sharpening tools, bring them!

find stalking **Drew Shelton** is a good way to get an idea of what he might be turning for the party. I'm kidding, don't everyone follow Drew around at SWAT at once, I'll make a sign up sheet so we can take turns.

Speaking of SWAT, we sponsor a room there and will need some help announcing the demonstrator and running the video. The video is very easy to run thanks to **Greg Vest!** Please sign up at the July meeting for a slot to help out. (Pro Tip: check the SWAT website for the schedule/rotation to see who is in our room and sign up to help for a demo you want to see! You get a great view from the front and you get to meet the person.)

We are expecting multiple 100+ degree days this month so be careful in your garage/shop/studio to stay cool and hydrate!

Keep on turning,

Vaden Mohrmann  
President

## Beginner's Class

The CTWA Beginner's Class was held on June 10-11 at **Orlando Banos'** shop. Eight students got to make lots of beads, coves, and v-grooves. We even got them to use the skew! They made tops, weed pots, and ball-point pens. I lost count, but our youngest student, 10-year-old **Nathan Spencer**, made at least 6 tops.

Many, many thanks to **Orlando Banos** for hosting the class and allowing

us to trash his wonderful shop for 2 days. He even fetched lunch for us both days. We cleaned up some of our mess afterwards, but Orlando insisted that we could leave the rest for him to finish. —**Drew Shelton**

## President's Challenge

Beads of Courage Boxes

Due at July Club Meeting

## SWAT Registration Open

August 25-27

Needed: Drivers for Demonstrators, see Clyde Little for more information.

## Monthly Features

- Business Meeting, p. 8
- Calendar, p. 8
- Classified Ads, p. 7
- Editor's "Turn", p. 3
- Feature Presenter, p. 2
- First Saturday, p. 7
- Gallery & Bring back, p. 4-6
- Membership Information, p. 9
- Members in the News, p. 4
- Officers, p. 8
- Photo Credits, p. 2
- President's Shop, p. 1
- Upcoming Demos./Classes, p. 9
- Volunteer your Shop, p. 9
- Volunteer Instructors, p. 9

### EXTRA:

- BEADS OF COURAGE, p. 1
- Beginner's Class, p. 1
- President's Challenge, p. 1
- Return to my Roots, p. 3
- SWAT, p. 1

President's Shop

Hey Woodturners!

We are heading into the second half of the year and you know what that means—time to think about the what to make for the Christmas party! After you make a Beads of Courage box for August. I'll actually put off thinking about what I'll make for the party until after SWAT, the regional wood turning symposium August 25-27 in Waco. I find I get ideas from the demonstrations and in the gallery. Every year I attend, I find there is something that is very unique and interesting the gallery. And of course there are new tools and woods to be had in the vendor area. I

The American Association of Woodturners is "Dedicated to Providing Education, Information and Organization to Those Interested in Woodturning." In keeping with the standards of our National Organization, the Central Texas Woodturners Association hereby gives permission for all other woodturning chapters, organizations, magazines and newspapers to use any materials contained herein for the benefit of all woodturners everywhere. We ask that credit be given for the source of the material.

# Demonstration Herb Ingram Rough Turning Logs

**Herb Ingram** demonstrated how to rough turn a bowl from a log. CTWA thanks Herb for a great presentation.



Keeping Austin Turning Since 1988



*Chip Pile Photo Credits:  
Drew Shelton*

## SWAT Volunteers

SWAT sign up sheets will be passed around at the July meeting for volunteers. There are many opportunities to help. Joining the Tollys for setting up and tearing down the show is a great way to get to know people and provide a service that keeps the registration costs down.

Another volunteer opportunity is to sponsor a session in our room. What is great about this service is you get to introduce the turner, assist in anything the demonstrator needs and watch the demonstration from a front row seat to view the demonstration.

**Greg Vest** is our resident A/V miracle worker and he will train you on running the camera that captures the demonstration. Again, this is the best view in the room to watch the demonstration. Volunteering in this capacity additionally provides Greg a chance to get out of the room and see other demonstrations.

If this interests you, let **Steve Green** know that you are willing to do this, even if it's only for a few hours your service will help.

## Editor's Turn

**Marcia Tolly** is one of the most talented people I know. I want to thank her for taking notes at the last couple of meetings for me, and mailing the gallery and bring back tickets to me!

I didn't get much turning done this past month. But I had a blast watching Steve get back to his roots (see below).

**Pat Jenkins** sent me a draft copy of the CTWA ByLaws that we will use as the basis for the new 501(c)3 status of the club. Creating bylaws is not a simple task and on behalf of club, I appreciate all of his efforts to help CTWA evolve into a non-profit corporation from a social corporation. This means that you can donate to the club and use your donation as a tax deduction. We are all hoping this means that we will have sufficient donations to upgrade our AV system. Upgrading our A/V system will not only make our club meetings more effective; it will have the added benefit of regaining our SWAT room to one of the premier rooms.

CTWA is one of the largest clubs in the SWAT membership. This August we will have a fun time wearing our club shirts and watching wonderfully talented people demonstrate how to make different projects. Everything from hollowing to spindle turning is on the menu.

I've now started volunteering for the community radio station in Wimberley. I'm having a ton of fun. I produce 4 shows and now have my own show. How cool is that?

If you haven't tried something new in a while, you don't need to join a radio station. You can simply try a new form of woodturning. If you have been making bowls, platters or boxes. Try your hand at spindle turning.

Keep turnin' it on,  
Hilda Carpenter, Editor

## Return to My Roots

Back in the early 2000's, I knew I needed a hobby to take my mind off of a very stressful job in high tech. A visit to a woodworking show in San Jose got me hooked on wood turning. So I bought a Jet Mini and ultimately a drill press and started making pens, bottle stoppers and other small projects that I gave away to friends and family. The joy was in the expression of joy and happiness that the receiver gave me at the presentation. Whether they used the gift or not didn't matter to me.

Upon retiring in 2007 and moving to Driftwood, Texas, I got involved with the CTWA, SWAT and AAW, which introduced me to woodturning as a higher end art form. In addition, classes with **Al Stirt** and **Stephen Hatcher**, influenced my turning to decorating bowls, platters and boxes. I was hooked and I pictured myself as a budding new artist in the wood turning world. However, I started to notice that I was running out of room for displaying my art. So, with a borrowed canopy and a couple of tables I set out to sell my stuff.

I did quite well. I made good money at my first show and I was off to the races. My decorated bowls and crystal inlay platters were a big hit, but I couldn't keep up with demand. This was no longer fun. In fact woodturning turned into a full time job. So a while ago, I slammed on the breaks. I cancelled all my 2016 shows, put away all my tools and materials and took a break. For over a year the "Mustard Monster" sat in the garage gathering dust.

You see, I forgot how much fun it is to turn and it took me a year and a half to go out into the shop and find my happy place. Why, because of Hilda's son Derek. He was awarded a Silver Star, which is a pretty big deal in the military. I wanted to make something for Derek to commemorate his accomplishment. So, while wasting time on Face book I ran into **Jason Rose** of Belpre, OH, who casts military ribbons

in clear acrylic. I ordered a few Silver Star ribbons to turn into pens.

Wow! What fun I had and I've decided to go back to my roots and make pens, pencils, tops, toys and what not to give away to family and friends. Who knows, you may get something from me just because.

—**Steven Green**



*The Silver Star is the third-highest military combat decoration that can be awarded to a member of the United States Armed Forces. It is awarded for gallantry in action:*

- While engaged in action against an enemy of the United States;
- While engaged in military operations involving conflict with an opposing foreign force; or
- While serving with friendly foreign forces engaged in an armed conflict against an opposing armed force in which the United States is not a belligerent party.

*Actions that merit the Silver Star must be of such a high degree that they are above those required for all other U.S. combat decorations but do not merit award of the Medal of Honor or a Service Cross (Distinguished Service Cross, the Navy Cross, or the Air Force Cross).*

## Members in the News

No news reported

## Gallery

Thanks to all the members who contributed items to the gallery.

*Drawing (If you won an item, be sure to bring something back to the next meeting):*

**Jim Spano** Palm and unknown wood Femisphere; Ash Femisphere; Mulberry box; Georgetown Bradford pear natural edge bowl (2); Georgetown Mexican plum bowl

**Jim Brinkman** Numerous boxes from Chris Stott's *Turned Boxes 50 Designs*

**Gary Beers** Bradford pear threaded box (16 tpi); Live oak bowl

**Ed Jones** Flame box elder bowl

**Dave Wolter** Padauk pepper grinder

**Len Brissette** Pecan lidded bowl; Hackberry painted platter

**Johnny Tolly** Molds for making Alumilite tops & lids for beads of courage gifts; Maple honey dippers

**Marcia and Johnny Tolly** SWAT 2 for 1 drawing Maple platter; Beads of Courage boxes

**Saleem Shafi** Mesquite "Kurunin" (Japanese toy with 3d printed jig/gauge)

**Dwight Schaeper** Poplar & ash Beads of Courage boxes (2)

### Bring backs:

**Jim Spano** 3 Boxes: Maple burl box went to **Len Brissette**; Ash went to **Ed Jones**; Cherry box went to **Pat Jenkins**  
**Dwight Schaper** Golf ball ornament went to **Pat Jenkins**; Maple bird house went to **Andrew Windsor**; Oak bird house went to **Fletcher Roberts**

**Bob Duncan** Finial box went to **Greg Vest**

**Ed Roberts** Wild tamrin "Leaky Bowl" went to **Len Brissette**


**Jim Brinkman** 3 turnings went to **Fletcher Roberts**

**Gary Beers** Chinaberry box went to **Jason Tunnell**

**Herb Ingram** 5 bowls went to **Marcia Tolly, Dwight Schaper, Greg Vest, Pat**

Keeping Austin Turning Since 1988  
Jenkins, and Dwight Schaeper





*We need more bring backs to raffle at the meeting. Please consider donating one, or if you owe one, please bring it!*



Keeping Austin Turning Since 1988



# Gallery & Bring Back (continued)



# 1st Saturday

Orlando Banos hosted the first Saturday for the club.



# Classifieds

**Johnny Tolly** has the following items for sale. Contact him directly about them, 512-922-1241 cell

Tolly tailstock adapter, used when vacuum chucking to align objects to the vacuum chuck.

Tolly small thickness gauges, to measure the wall thickness in the opening and shoulder of turnings.

Tolly center finder, used to align a chuck or faceplate to woods, and has other uses.

**Hilda Carpenter** is selling her Poulon 16" electric chain saw, barely used and still in the box. Mail her if you are interested at [hildac@mac.com](mailto:hildac@mac.com) Best offer. Includes a large electrical extension cord.

## Business Meeting

**Vaden Mohrmann** opened with a welcome. He recognized visitors: **Jimmy Tolly's grandson Andrew Windsor, and Jeremy Bean**

**Erik Peterson** announced August first Saturday site **Pat Jenkins**

**Drew Shelton** announced that the Texas Tree Conference of Georgetown needs woodturning donations by Aug meeting for their September conference. Drew said the beginner's class at **Orlando Banos** shop went very well.

**Jimmy Tolly** reported that the AYW senior pen turning went well with 41 pens and 5 donated. He also gave a safety speech (knock out bar & ceiling) and **Suzi Parker** talked about her experience.

**Suzi Parker** has last year's SWAT demos and 40 books available for check out.

**Vaden** announced the July President's challenge: Beads of Courage. He also reminded folks that when they won something in the bring back drawing, they need to bring back their best effort turning the next month.

**Dwight Schaeper** passed a clipboard asking members to note what they are interested in seeing in future club demos.  
45 attendees

## 2017 Officers

### President

Vaden Mohrmann  
vmohrmann@gmail.com  
512-658-7508

### President-Elect

Dwight Schaeper  
dscha449@yahoo.com  
512-517-1345

### Program Chairman

Pat Jenkins  
jpjen@austin.rr.com  
903-926-5180

### Secretary/Newsletter Editor

Hilda Carpenter  
hildac@mac.com  
512-395-7782

### Treasurer

Len Brissette  
mesquite901@gmail.com  
512-258-4004

### Membership Chairman

Blair Feller  
blair.feller@gmail.com  
830-385-2782

### Webmaster

Vaden Mohrmann  
vmohrmann@gmail.com  
512-658-7508

### Audio/Visual Coordinator

Greg Vest  
512-736-2715  
sounddudeaustin@gmail.com

### First Saturday Coordinator

Erik Peterson  
erikpsea@aol.com  
830-598-5352

### Librarian

Suzi Parker  
suziparker@hotmail.com  
512-266-0824

### CTWA Web Site

[www.ctwa.org](http://www.ctwa.org)

**Swat Rep:** Steven Green  
stevenjgreen@mac.com  
512-395-7776

### Editorial Information

The Editor welcomes any written materials and will provide assistance with getting your information into publishable form if you want. **DEADLINE IS THE FIRST MONDAY OF THE MONTH.** Contact at 512.395-7782, by E-mail at hildac@mac.com or mail them to:

### The Chip Pile

c/o Hilda Carpenter  
560 Moss Rose Lane  
Driftwood, TX 78619

## 2017 Calendar

The calendar listings are an attempt to keep you up to date on upcoming CTWA events, as well as other events of particular interest to woodturners. All regular 3rd Tuesday CTWA Meetings are at American Youthworks. Check Website for latest information.

All 1st Saturdays are from 9 am-noon. All meetings are 7 PM to 9 PM  
Events & Dates subject to change, watch for emails or website notifications

July 18th CTWA Meeting  
John Lovelady, Sea Urchin ornaments

August 5th 1st Saturday  
Site: Pat Jenkins

August 15th CTWA Meeting  
Craig Timmerman, Turquoise inlay

August 25-27 SWAT, Waco, TX

September 9 1st Saturday  
Site: TBD

September 19 CTWA Meeting  
Jim Brinkman

October 7 1st Saturday  
Site: TBD

October 17 CTWA Meeting  
Demonstrator: TBD

November 4 1st Saturday  
Site TBD

November 21 CTWA Meeting  
Hilda Carpenter, Fine Finial Design

*Let Pat Jenkins know if you would like to present to the club in 2016 or you know someone who would be a great demonstrator for our club. We need presenters.*



## Volunteer Instructors

### SOUTH

**Stacey Hager** 512.282.1036  
basics, spindles, sharpening,  
hollow vessels

**Johnny Tolly** 512.858.4471  
basics, open segmented

**Jimmy Tolly** 512.894.0686  
basics, platters

**Craig Timmerman** 512.288.3598  
basics, square turning,  
hollow vessels

**Hilda Carpenter** 512-395-7782  
Airbrushing, tool handles, bowls,  
Drozda finials, sea urchin orna-  
ments, bottlestoppers

**Jack Besperka** 512.261.4682  
decoration & finishing

### NORTH

**Jim Spano** 512.835.5023  
novelty items, tops, shop gadgets

**Len Brissette** 512.258.4004  
bowls, platters, sharpening

### ROUND ROCK/ GEORGETOWN

**Ed Roberts** 512.255.3294  
basics, platters

**Drew Shelton** 512-863-4651

## Volunteer Your Shop for First Saturday!

1. It doesn't need to be fancy, or big.
2. We'll bring the lathes.
3. You make the coffee.
4. Drew Shelton brings the donuts and asks for a contribution from all the folks who show up to off-set his costs.
5. Have enough room for at least 1-2 turners (easy in the summer).
6. Let Erik Peterson erik-sp@aol.com know! Or email the editor.

*Confirmed Sites for 2016:*

August Pat Jenkins

## Upcoming Demo's & Classes

July 18 **John Lovelady** Sea urchin ornaments

August 15 **Craig Timmerman**  
Turquoise Inlay

September 19 **Jim Brinkman** (topic tbd)

October 17 TBD

November 21 **Hilda Carpenter** Fine finial design

## Membership in CTWA

We welcome NEW MEMBERS to join our band of merry turners anytime.

An interest in woodturning is the only requirement. Dues are \$35.00 per year, prorated to \$3.00/month for new members. \$45 Family.

With your membership, whether you are experienced or a novice, we will teach you, or learn from you, and build long-lasting friendships based on a common kinship of matching wood, metal, machine and man, or woman as the case may be.

CTWA members are also encouraged to join the American Association of Woodturners, AAW. AAW dues are: General (\$55); Family (\$60) includes up to three family members living in same household on the membership card.

Youth, under 19 years of age (\$24)  
Online (\$45 per year)

Online members do not receive printed versions of the American Woodturner journal and the "Resource Directory," available through online access. Artist (\$81) business insurance. For full details and membership form visit the AAW site at woodturner.org

**The Chip Pile**

Central Texas Woodturners Association  
A chapter of the American Association of Woodturners

Hilda V. Carpenter  
560 Moss Rose Lane  
Driftwood, TX 78619

To:

Meeting Location

The CTWA meets at American YouthWorks, 1901 East Ben White Boulevard (Texas 71) in south Austin. The building is on the south side of Ben White, just east of Interstate 35. The best entry is off Woodward Street, just south of a little strip center. You enter an alleyway into a lighted parking lot. We will enter through the back door. As you drive in, you will see a truck dock in the back of the building with a big roll-up white door. The entryway is just to the right of the truck dock. Folks coming from the north may want to exit I-35 at Woodward and proceed south on Woodward across Ben White.

