



# The Chip Pile

The Newsletter of the Central Texas Woodturners Association

Austin, Texas

A Chapter of the American Association of Woodturners

**March 15th**

**Len Brissette**

**Hats!**

**7pm-9pm**

American YouthWorks - Austin, Texas  
1901 East SH 71

(about 1/4 mile east of I-35 on south side of SH 71)

**April 2nd  
1st Saturday**

**9 am - Noon**

**Tom Miller**

11136 Alison Parke Trail  
Austin, 78750  
512-331-1174

If you need help sharpening tools,  
bring them!

*President's Shop*

As they say, "I wasn't born in Texas but I got here as soon as I could." I absolutely love the Texas Hill Country and mainly for the weather. While the rest of the country remains in a deep freeze, Texans enjoy an early spring with warmer temps just around the corner. I don't know about you, but here in Beautiful Downtown Driftwood everything is in bloom. Every shrub, tree and weed are waking from their winter sleep and bursting forth, just ask my sinuses.

With the warmer weather comes thoughts of returning to our shops and garages and begin anew the joy of making savings. What will spring forth from our imaginations? What can we do with that lump of wood we scored at our last club meeting? How shall we express our need to create beautiful works of art? That's where the CTWA comes into play with Monthly

Demonstrations, First Saturdays and mentorships.

That's right. Participating in CTWA events WILL inspire, enhance and improve your woodturning experiences.

As one of our more seasoned turners confided to me, "Everything I learned about woodturning, I learned at our First Saturdays and that is

why I demonstrate at these monthly events." That's right, First Saturdays is your opportunity to visit with and learn from our professional and much experienced turners. Got a question? Need to try something new? Want to try out a new tool before you buy it? Then our First Saturday meetings is the place to go.

For my part, I hope to inspire you by challenging you to try something new. These challenges are derived from our monthly demonstrators or upcoming events/holidays. So, looking at the calendar I noticed that Mother's Day is May 8th and I thought, why not a gift for that someone special in your life. Therefore, the challenge for our April meeting will be, wait for it, "Tea Lights". I will bring a big supply of tea lights to our meeting on March 15 and your challenge will be to make tea light holders as a gift for your mother, spouse, daughter or yourself, because who doesn't like a nice soak by the warm glow of candles. Be creative, strive for good fit and finish as these will be criteria by which the judging will take place. As in our last challenge there will be two judging tables, one for novice turners and another for our more experienced turners.

Making shavings is good for the soul.

**Steve Green**  
President

**April President's  
Challenge: Tea Lights in  
time for Mothers' Day**

## Monthly Features

- Business Meeting, p. 8**
- Calendar, p. 8**
- Classified Ads, p. 4**
- Editor's "Turn", p. 4**
- Feature Presenter, p. 2**
- First Saturday, p. 9**
- Gallery & Bring back, p. 6-7**
- Map, p. 10**
- Membership Information, p. 4**
- Members in the News, p. 8**
- Officers, p. 7**
- Photo Credits, p. 2**
- President's Shop, p. 1**
- Random Ruminations, p. 5**
- Upcoming Demo's./Classes p. 4**
- Volunteer your Shop, p. 4**
- Volunteer Instructors, p. 3**


### EXTRA:

- President's Challenge, p. 1, 3**

The American Association of Woodturners is "Dedicated to Providing Education, Information and Organization to Those Interested in Woodturning." In keeping with the standards of our National Organization, the Central Texas Woodturners Association hereby gives permission for all other woodturning chapters, organizations, magazines and newspapers to use any materials contained herein for the benefit of all woodturners everywhere. We ask that credit be given for the source of the material.

# Demonstration Stacey Hager

**Stacey Hager** is one of the top woodturners in our club. He can sharpen any tool and determine the best cut to create a specific affect on wood. He can turn just about any thing, but always, always his finishes are supreme. Stacey presented his techniques for attaining high quality finishes. All of us love to turn, not as many like to sand, but Stacey demonstrated the best way to sand and finish a piece. Some of the products he uses are: Xtreme Clean Duster, Zinsser Bull's Eye Shellac, Krylon UV Resistant Matte, Krylong Crystal Clear Spray Coating, Gemini High Performance Finishes, Waterlox Original Sealer Finisher, Waterlox High Gloss High Gloss Finish, a foam brush and an applesauce container. He uses the PC compressed air (to clean computer parts) to collapse the Waterlox container over time.



## Photos

Photographs for this month's **Chip Pile** were provided by **Drew Shelton, Johnny Tolly and Marcia Tolly**. If you have digital photos that you would like to have considered for use in the newsletter. Send them to the Editor at [hildac@mac.com](mailto:hildac@mac.com).



## February Beads of Courage President's Challenge Results



A total of twenty-one Beads of Courage Boxes were submitted for the February President's challenge. These BoC Boxes were to be based on last month's demonstration by Jim Spano and Johnny Tolly.

The two categories were beginner/novice and intermediate/advanced.

**Dwight Schaeper** won the Intermediate/Advanced category

**Vic Johnson** won the Beginner/Novice category

Other participants were: **Gary Beers, Suzi Parker, Jim Spano, Jimmy Tolly, Johnny Tolly, Vaden Morhman and Jim Brinkman**

Each participant won a \$10 Craft Supplies gift certificate, and the winners won an additional \$10 Craft Supplies certificate! Congratulations to all, and mostly keep turning the boxes, there are a lot of kids in need!

### Volunteer Instructors

#### SOUTH

**Stacey Hager** 512.282.1036  
basics, spindles, sharpening,  
hollow vessels

**Johnny Tolly** 512.858.4471  
basics, open segmented

**Jimmy Tolly** 512.894.0686  
basics, platters

**Craig Timmerman** 512.288.3598  
basics, square turning,  
hollow vessels

**Hilda Carpenter** 512-395-7782  
Airbrushing, tool handles, bowls,  
Drozda finials, sea urchin orna-  
ments, bottlestoppers

**Jack Besperka** 512.261.4682  
decoration & finishing

#### NORTH

**Jim Spano** 512.835.5023  
novelty items, tops, shop gadgets

**Len Brisette** 512.258.4004  
bowls, platters, sharpening

#### ROUND ROCK/ GEORGETOWN

**Ed Roberts** 512.255.3294  
basics, platters

**Drew Shelton** 512-863-4651

#### LOCKHART/SAN MARCOS

**David Dick** 512.357.6517  
basics, spindles, architectural

## Volunteer Your Shop for First Saturday!

1. It doesn't need to be fancy, or big.
2. We'll bring the lathes.
3. You make the coffee.
4. Drew Shelton brings the donuts and asks for a contribution from all the folks who show up to offset his costs.
5. Have enough room for at least 1-2 turners (easy in the summer).
6. Let Erik Peterson [erik-sp@aol.com](mailto:erik-sp@aol.com) know! Or email the editor.

*Confirmed Sites for 2016:*

April 2nd **Tom Miller**

May 7th **Stephen Van Gee**

June 4th **Orlando Banos**

July 9th

August 6th

September 10th

October 1st **John and Suzi Parker**

November 5th

December Christmas Party **Pat and Clyde Little**

## Editor's "Turn"

Sometimes I am in awe of the level of intelligence in our club. I'm also impressed with the caring for each other that occurs. But, mostly I'm impressed with the newer turners who are willing to place their items in the gallery or the President's challenge.

One of the reasons our president, Steve Green, wanted to have two categories for the President's challenge was to encourage turners who may not feel quite confident in their abilities to participate right alongside of the experienced turners. The rewards, a great certificate from our friends at Craft Supplies.

I remember when I was first beginning to learn how to turn that many mem-

## Keeping Austin Turning Since 1988

bers helped me improve my turning techniques. They patiently watched me get catches, blow stuff up, turn through the bottom of bowls. Well, just about anything that could go wrong I did. No, that's not right, Clyde Little told me about a time he was helping a new turner and got a gouge stuck in his stomach when the new turner lost control of their tool. I didn't have that one happen to me.

I used to have a portion of the newsletter that was dedicated to Blow UPs. Maybe I'll start that again. I found it helpful to learn from other people's mistakes. It created an awareness in me that even the best turners blow stuff up! Somehow the humility they had to share those experiences gave me courage to keep trying. I mean if I gauged their skill with only the items they brought to the instant gallery or SWAT, I probably would have given up before I improved on any technique.

So, let me know what you think. Should we have that Blow UP article revived? If you are interested, old copies of the Chip Pile have documented a lot of those mistakes, nah, not mistakes, rather learning opportunities!

Keep turnin' it on,  
Hilda Carpenter  
Editor

## Upcoming Demo's & Classes

**March: Len Brissette, Hats**

**April: TBD**

**April 16-17 Beginner's Class**  
**If you are coming, be sure to attend 1st Saturday to sharpen your tools**

## Membership in CTWA

We welcome NEW MEMBERS to join our band of merry turners anytime. An interest in woodturning is the only requirement. Dues are \$35.00 per year, prorated to \$3.00/month for new

members. \$45 Family.

With your membership, whether you are experienced or a novice, we will teach you, or learn from you, and build long-lasting friendships based on a common kinship of matching wood, metal, machine and man, or woman as the case may be.

CTWA members are also encouraged to join the American Association of Woodturners, AAW. AAW dues are: General (\$55); Family (\$60) includes up to three family members living in same household on the membership card.

Youth, under 19 years of age (\$24)

Online (\$45 per year)

Online members do not receive printed versions of the American Woodturner journal and the "Resource Directory," available through online access.

Artist (\$81) business insurance.

For full details and membership form visit the AAW site at [woodturner.org](http://woodturner.org)

## Classified Ads

Robert Sorby RS3F lathe 36" between centers, 6.5" over bed, 1 HP 220 Volt DC variable speed motor 0 to 3200, 1" X 8TPI spindle, #2 Morse taper head and tail stock Indexed headstock Hard Chrome solid steel bed bars, Swivel headstock, Outside bowl turning attachment, Extra interchangeable tool rests Live center, face plates, spur drive excellent condition see [www.lathes.co.uk/sorby/](http://www.lathes.co.uk/sorby/) for additional information \$950.00 **Pat Jenkins** [jjjen@austin.rr.com](mailto:jjjen@austin.rr.com)

Jet 14" bandsaw for sale, model JWBS-14CSW. Enclosed cabinet model with a 1hp motor and the riser block kit. Also included: fence, miter gauge, roller blade guides, new tires, blades, wheel base. Asking \$450. Contact Craig Timmerman 512-773-9976

Harbor Freight media blasting cabinet. \$50 OBO. Contact **Craig Timmerman** 512-773-9976

## Random Ruminations "The Wood Calls" by Charlie Kay

When I decided to not bring my mini-lathe with me on my adventure, I pretty much figured that working with wood was out of the picture until this experiment is done. I had sold almost all of my carving tools when I was clearing out my shop, but I briefly contemplated sticking in the palm gouges that I had retained and some carving knives. In the end, however, they were consigned to one of the last boxes I took to the storage locker.

Granddaughter Lydia is a very bright seven year old and interested in everything and believes she can do anything. I have really enjoyed the chance to spend some time with her over the last couple of weeks. A week or two before I got here, she had seen pictures of whittled balls in cages and chain links on line and shared them with her dad, who told her, "Grandpa knows how to make those." Indeed I do. The first summer camp our Boy Scout troop ran in Sequoia National Park, I was prevailed upon to teach crafts, including wood carving and leather work, neither of which I had ever tried. But never one to dodge a challenge, I managed to coach a group of eleven-year-olds into whittling some neckerchief slides. In the course of a week of lessons, in which I did as much or more whittling on their slides as they did, I carved a number of slides of my own to try to inspire them, and by the end of the session, I was a pretty good whittler. I continued to teach the wood carving merit badge for the next seven or eight years. We were a backpacking troop, training in the Tehachapis and the San Gabriels, and taking long-term hikes in the Sierra Nevada in the summer. Those mountains are full of sugar maple trees, and there are fallen limbs everywhere. Along with basswood and tupelo, sugar pine is one of the primo carving woods of North America. So, on weekend camp outs or training hikes, I would pick up a fallen sugar pine limb and sit around the campfire on Friday and Saturday evening and whittle a ball in a cage or chain links and give the finished product to the Scout who had impressed me on the camp out at the next troop meeting. I haven't done one since the last long-term hike I did in 1987.

Now, Lydia wanted to know if I could teach her how to "carve wood." She had been using a big Swiss Army knife (at least better steel and sharper than the Boy Scout knives the young Scouts used in 1976) but it was way to big and clumsy for even me to use to try to whittle with. I didn't bring proper carving tools, and only brought a diamond hone with two grits, both too coarse to achieve a carving edge. Lydia and I walked over to the local Michael's where I bought some basswood. At least I could get my dull pocket knife, and the impossible "carving knife" I picked up at Michael's shaped and semi-sharp for her to use. When her dad got home, he dug out the whet stones I had given him and I made more progress toward a usable edge. We started work when Lydia got home from school. Mostly, although like all of us she is anxious to make something, I spent the time teaching her how to hold the knife and how to get the cutting edge angles where they should be, then just making tiny, thin, and consistent cuts. Yes, I know that is even more boring than turning beads and coves as a beginning turner, but she has more patience than her grandpa does, and worked at it until her hand got tired. She follows instructions well and understands the explanations well, but this is going to take awhile.

Meanwhile, she was out of town last weekend at a junior roller derby clinic. You thought my granddaughter was a wimp? So I drove to the local Woodcraft store to pick up a Flexcut Carvin' Jack. If you aren't a wood-carver, look it up on the web. It is a clever tool, typically Flexcut sharp, and ideal for carving while camping. So, tonight I spent a couple of hours with it and a piece of basswood. I started on a ball in a cage. I have three nights before I see her again this weekend, so I should have it ready to give to her by then, to further inspire her. I don't have anything that difficult laid out for her, but I do have her started on whittling an apple.

Meanwhile, I had forgotten how satisfying and relaxing sitting and whittling can be. I have a feeling that I will be doing a bit more whittling before the year is done.

Keep on turning (or whittling),

Charlie Kay




[WWW.RANDOMRUMINATOR.COM](http://WWW.RANDOMRUMINATOR.COM)



# Gallery & Bring Back

CTWA thanks the following participants for entering pieces in the Instant Gallery and Bring Back:


- Jimmy Tolly:** Captured ring tools
- Gabi Glass:** Oblique pen holder
- Jason Tunnell:** Carbide tool
- Saleem Shafi:** Sycamore rattle
- Jack Graham:** Pecan bowl; Sculpture
- Dave Wolter:** Colored platter; Box Elder platter
- Chris Van Peski:** Open segmented cups (2)
- Nowt Peterson:** Plywood maple small bowl; Translucent plastic and plywood bowl
- Randy Brewer:** Large table center-piece
- No label ??:** Animal heads



# Gallery & Bring Back



Above: Intermediate/Advanced Beads of Courage entries



Above: Novice Beads of Courage entries



**Bring back winners:**  
 Richard Soslow won Gary Beers red gum box  
 Jim Spano won Pat Jenkins pecan bowl  
 G Besa won Gabi Glass' perfume atomizer  
 Jim Spano won Art Zamorano's bradford pear goblet (his first piece!)  
 Pat Jenkins won Greg Vest's mesquite bowl



**REMEMBER TO RETURN THE FAVOR:**

**if you won a drawing prize—bring back a turning for next month's bring back drawing!!**

# 2016 Officers

**President**

Steven Green  
stevenjgreen@mac.com  
512-395-7776

**President-Elect**

Vaden Mohrmann  
vmohrmann@gmail.com  
512-658-7508

**Program Chairman**

Pat Jenkins  
pjjen@austin.rr.com  
903-926-5180

**Secretary/Newsletter Editor**

Hilda Carpenter  
hildac@mac.com  
512-395-7782

**Treasurer**

Ed Roberts  
eroberts\_ww@austin.rr.com  
512-255-3294

**Membership Chairman**

Blair Feller  
blair.feller@gmail.com  
830-385-2782

**Webmaster**

Vaden Mohrmann  
vmohrmann@gmail.com  
512-658-7508

**Audio/Visual Coordinator**

Greg Vest  
512-736-2715  
sounddudeaustin@gmail.com

**First Saturday Coordinator**

erikpsea@aol.com  
830-598-5352

**Librarian**

Suzi Parker  
suziparker@hotmail.com  
512-266-0824

**CTWA Web Site**

[www.ctwa.org](http://www.ctwa.org)

**Editorial Information**

This newsletter is by and for members. The Editor welcomes any written materials and will provide assistance with getting your information into publishable form if you want. **DEADLINE IS THE FIRST MONDAY OF THE MONTH.** Contact me with your ideas and drafts by phone at 512.395-7782, by E-mail at hildac@mac.com or mail them to:

**The Chip Pile**

c/o Hilda Carpenter  
560 Moss Rose Lane  
Driftwood, TX 78619



## Business Meeting

**Steve Green** opened the meeting by recognizing visitors: **John Cantrell, John Steckech, Doug Green, Laren Umphlett, Tammy Umphlett, Kat Hertman, Loren Reyes. Kat and Loren** are from the carving club and teach lessons at **Woodcraft**.

Steve announced that the SWAT site was hacked, but should be back up shortly, so you can register.

**Pat Little and Len Brissette** completed the 2015 audit of what **Ed Roberts** presented for 2015 income and expense at the last meeting. They said everything was fine except for a ~\$50 variance in dues. We will instigate receipts for any donations and keep up with all revenue.

**Vic Johnson** announced there would be a Maker's Fest at the city library in Pflugerville on June 4th. This is not a sales event (no profit for demonstrators), but he would appreciate the club's support by coming and showing your turnings.

**Erik Peterson** announced March's first Saturday will be held at **Chris Van Peski's** shop. He is looking for more volunteers for May, June, July, August, September and November.

**Pat Jenkins** announced that **Len Brissette** will be demo'ing how to turn a hat in March.

**Craig Timmerman** announced that **Steve Worcester** had contracted West Nile Virus. Steve is a past demonstrator at CTWA and sells sandpaper at SWAT.

**Gabi Glass** passed get well cards for Jimmy Tolly and Steve Worcester for members to sign.

**Drew Shelton** announced that the second weekend in April will be a beginner's class. For those members attending this class, please be sure to attend

## Keeping Austin Turning Since 1988

1st Saturday at Tom Miller's shop to sharpen your tools. This will allow the maximum time spent for the class rather than sharpening. The costs will be \$10 for lunch (if you don't bring your own) and \$20 for wood. The class will be held at **Clyde Little's** shop.

Upcoming symposia: AAW June 9-12, Atlanta; Segmented Woodturners Oct 27, Quincy, MD; SWAT Aug 26-28, Waco, TX.

Hotel reservations have now opened for SWAT. Secure your discounted room rate now!

**Pat Little** asked the club if they would prefer to have the CTWA patches on the blue shirts we will order for the club to wear at SWAT. **Pat Jenkins** announced he could get them for a reasonable price. Pat Little committed to sending an email or sign up at the next meeting to take orders for sizes and quantity.

**Marcia Tolly** gave an update on **Jimmy Tolly's** health. He had his T11 repaired with a titanium cage. He is having severe headaches. Later he will have a rod and screws placed in his back.

**Vaden Morhmann** presented the Instant Gallery.

Steve then turned the meeting over to our demonstrators, Stacey Hager

We had 59 in attendance.

## Members in the News

**Johnny and Marcia Tolly** visited with **H.O. and Mary Evans** this past month. Johnny said they were both in very poor health. If you can send them a note, or go by, I'm sure they would appreciate it. For those who do not know H.O., he is an absolute master at segmented turning. He created masterpieces that would often have upward to 5,000 pieces.

Charlie Kay continues to document his adventure on Random Ruminator! Check it out.

## 2016 Calendar

The calendar listings are an attempt to keep you up to date on upcoming CTWA events, as well as other events of particular interest to woodturners. All regular 3rd Tuesday CTWA Meetings are at American Youthworks. Check Website for latest information.

All 1st Saturdays are from 9 am-noon. All meetings are 7 PM to 9 PM

Events & Dates subject to change, watch for emails or website notifications

Mar 15th CTWA Meeting  
demonstrator Len Brissette

Apr 2nd 1st Saturday  
Site Tom Miller

Apr 16th-17th Beginners Class  
Clyde Little's Shop

Apr 19th CTWA Meeting  
demonstrator TBD

May 7th 1st Saturday  
Site Drew Shelton

May 17th CTWA Meeting  
demonstrator TBD

June 4th 1st Saturday  
Site TBD

June 9-12 AAW Atlanta, GA

June 21 CTWA Meeting  
demonstrator TBD

*Let Pat Jenkins know if you would like to present to the club in 2016 or you know someone who would be a great demonstrator for our club. We need presenters.*



# First Saturday

Chris Van Peski hosted March's gathering of over 30 members and friends. Chris has all of the neat BIG boy and girl toys that is for sure. His surprise was actually two things. One was the full bottle of vodka encased on Open segments and the "Break glass in case of emergency" to gain access to the bottle. This was along with his fixtures and jigs to do the open segmenting. The other surprise was his 3-D printed jig to make bar stool seats using his table saw. He actually demonstrated how it was done.



## The Chip Pile

Central Texas Woodturners Association  
A chapter of the American Association of Woodturners

Hilda V. Carpenter  
560 Moss Rose Lane  
Driftwood, TX 78619

To:

### Meeting Location

The CTWA meets at American YouthWorks, 1901 East Ben White Boulevard (Texas 71) in south Austin. The building is on the south side of Ben White, just east of Interstate 35. The best entry is off Woodward Street, just south of a little strip center. You enter an alleyway into a lighted parking lot. We will enter through the back door. As you drive in, you will see a truck dock in the back of the building with a big roll-up white door. The entryway is just to the right of the truck dock. Folks coming from the north may want to exit I-35 at Woodward and proceed south on Woodward across Ben White.

