



The Chip Pile



The Newsletter of the Central Texas Woodturners Association

Austin, Texas

A Chapter of the American Association of Woodturners

May 19, 2015 Meeting

John & Suzi Parker

Kaleidoscopes

7:00 - 9:00 PM

American YouthWorks - Austin, Texas

1901 East SH 71

(about 1/4 mile east of I-35 on south side of SH 71)

June 6th
1st Saturday

9 am - 12 pm

TBD

Watch for Emails

If you need help sharpening tools,
bring them!

President's Shop

Jay is traveling out of the country this month, so I decided to use this space to plug some truly important community services that this club provides.

There are three events that don't require you to spend money, and depend only on your time and talent.

The first one begins in May, when we volunteer to help the graduating seniors from American Youth Works make pens. This is a coordinated effort by **Johnnie Perales** and various club volunteers to engage members with these phenomenal kids. The kids and staff end up with a cool pen to remember CTWA, and our volunteers express having a lot of fun with the kids. Even if you are not a terrific turner, please think about joining this

event on Thursday, June 4th, 8:30 am to 1 pm.

The next opportunity to provide your support (without spending money) is to make Beads of Courage (BoC) boxes. We supplied 35 boxes to 35 kids last year. There are many more kids who would like to have a BoC box. Why? Because it makes them feel special to have a special place to hold all the beads they receive. You see they receive one bead for each treatment. That treatment might be for Chemotherapy or for Blood Disorder treatment. Have you ever seen a room especially made for Cancer therapies? It's pretty depressing all those chairs, all those IV's and kids with their families. But their eyes light up when they get to pick a box. It doesn't matter if it is very clever, like the one **Vaden Morhmann** or **Johnny, Marcia and Jimmy Tolly** make.

Some of the boxes are just plain wood with a BoC bead. Others have color like the one **Dwight Schaeper** made last year. At SWAT there were boxes that looked like Cinderella's coach. While I'm always impressed with this, I always wonder how many simple boxes they could have made in the time it took them to make an ornate one. The simplicity of this program, just turning boxes that can hold a few thousand beads will light up some kid's eyes. The box, as we have heard, often becomes a beautiful testament to the child for the parents to reminisce the child after he goes to Heaven. Just make a box, or 10, let's thrill these kids with our gifts of talent and wood.

The last community service I'd like to talk about is the American Youth Works auction. This usually happens around November. CTWA donates the turned pieces from our members to be auctioned. Evidently one of the highlights of the evening is the high bids these items receive. So, consider making some candlesticks, a box, bowl, pens—they all will bring money to the AYW organization! And all you have to do is turn. Not bad, eh?

Now, go turn!

Hilda Carpenter for Jay Littlefield

Monthly Features

Bring Back Raffle, p.
Business Meeting, p.
Calendar, p.
Classified Ads, p.
Editor's "Turn", p.
Feature Presenter, p.
First Saturday, p.
Instant Gallery, p.
Map, p.
Membership Information, p.
Member's in the News, p.
Officers, p.
Photo Credits, p.
President's Shop, p. 1
President's Challenge, p.
Upcoming Demo's./Classes p.
Volunteer your Shop, p.
Volunteer Instructors, p.

EXTRA:

Beads of Courage, p.
President's Challenge, p.
SWAT, p.

The American Association of Woodturners is "Dedicated to Providing Education, Information and Organization to Those Interested in Woodturning." In keeping with the standards of our National Organization, the Central Texas Woodturners Association hereby gives permission for all other woodturning chapters, organizations, magazines and newspapers to use any materials contained herein for the benefit of all woodturners everywhere. We ask that credit be given for the source of the material.

April Demonstration Hilda Carpenter Drozda Finials

Hilda Carpenter demonstrated tips for making Drozda Finials. She used a Fibonacci tool and her hands to show how to set the transitions of the finials. Making very thin and 40 degree curves highlights the beauty that Cindy Drozda creates. Sharp angles or blocks are not as appealing as curves. Too many transitions (features) confuse the eye.

She demonstrated preparing the sea urchin skeletons to get a good fit with the finial top and bottom with a band saw.

CTWA appreciates Hilda's tips and techniques.



Resources for finial designs:

http://www.cindydrozda.com/handouts_Pdfs/handouts/FinialArticle.pdf
www.CindyDrozda.com Video
YouTube search "finial"

Supplies Hilda used:

- Drozda grind Spindle Gouge
- Fibonacci Gauge (Golden Ratio Calipers): Make your own, find the instructions on <http://www.woodturnersunlimited.com/index.php/tools/29-golden-ratio-calipers-fibonacci-gauge> OR, your hand (it is a Golden Ratio)
- Apprentice Mini 4-Jaw Chuck
- Craft Supplies with the Turners Select spindle adapter (the adapter is for large lathes, if you work on a mini, you don't need the adapter).
- Tool Sharpener—you might sharpen the tool several times during production of one finial
- Cindy Drozda's** 1/4" Vortex tool
- Bowl gouge with a 40 degree bevel, grind the heel down
- Beading tool
- Parting tools: thin & 1/8"
- Calipers
- Pin Vise & O-ring
- Sea Urchin shell
- Dr. Kirk's Scratch Free Polish
- Shellac
- Medium CA
- Spray lacquer (for urchin prior to attaching finials)
- Robust short tool rest
- Hand (Fibonacci ratio)
- Finial chuck (for reversing the finial to set the tenon if you mis-measure)

Editor's "Turn"

Someone told me that during my recent demonstration that it seemed no one was breathing as I turned the thin icicle. That got me to thinking, so OK hold on with me here, this could get weird.

When I am completely engrossed in a demonstration, I rarely worry that the turner is going to hurt himself or someone in the audience. Certainly if the demonstrator is turning wet wood, the front row gets really, really wet. Laughter typically follows such an event.

Then there are those in the audience who feel compelled to heckle the demonstrator. Oh, maybe they aren't really heckling, but correcting a demonstrator is always a little weird. I mean, in my mind I think, "Hmph why don't you get up and demonstrate?" But that negative thought typically evaporates, especially when someone like **Len Brissette** or **Charlie Kay** can take the best ribbing of anyone I have ever seen.

Then of course there are the professional woodturners like **Craig Timmerman**. I mean this guy is truly a pro at woodturning demonstrations. If you see his name on the meeting agenda, then attend—that's all I can say.

Of course if **Jim Spano**, **Johnny Tolly** or **Stacey Hager** are demonstrating, let's face it, it's fun to watch.

I always enjoy watching Mac, oops sorry **NOWT** (Not your ordinary woodturner) **Peterson** because he always has fun. He is the best segmented demonstrator I have seen. I mean he doesn't get lost in the weeds and still produces a great piece, although sometimes the segments don't line up like he wants—but that just adds to the mystery.

Then, there are the true hecklers, I

admit to being one of these lovely members. It's just fun to mess with someone that I like. I'm sure one day I'll be killed on my way to my car from the meeting. But mostly folks know I am a tad, well, blonde and silly.

So, I got curious about why I didn't get heckled. Maybe people were too nervous that I was going to knock that spindle right out of the chuck. Oh yeah I did that. Funny. Anyway, maybe it's because we don't have a lot of women turners demonstrating? Nah, no one trusted me to not ruin the piece before the end. Yeah, I think that must be it. So, next time, be sure to heckle me, it puts me at ease!

I look forward to **John** and **Suzi Parker's** demonstration on Kaleidoscopes this month. I mean the fact that a husband/wife can coordinate a demonstration without killing each other impresses the heck out of me. I know Steve and I sure couldn't do it without some electric looks forboding the death knell for each other. Just kidding, Steve.

If you have a cool idea that you turn in your shop, consider demonstrating. I'm still hoping **Dwight Schaeper** will demonstrate that cool chatter tool that he used in a recent bring back.

The bottom line was that I had a ton of fun (once my nerves settled down and I didn't try to take out a huge chunk of wood & knock the wood out of the chuck)!

Thanks to everyone who demonstrates and I will do my best not to heckle you, **Jim Spano**, in the future! You were really kind to me by staying quiet! Er, maybe too quiet?

Keep turnin' it on,
Hilda Carpenter
Editor

August 21-23 SWAT
<http://www.swaturners.org>
Have you made your
Beads of Courage
bowl?

Volunteer Instructors

SOUTH

Stacey Hager 512.282.1036
basics, spindles, sharpening, hollow vessels

Johnny Tolly 512.858.4471
basics, open segmented

Jimmy Tolly 512.894.0686
basics, platters

Craig Timmerman 512.288.3598
basics, square turning, hollow vessels

Charlie Kay ckayda@gmail.com
boxes & bottle stoppers
512.636.3492

H. O. Evans 512.282.2830
segmented turnings

Hilda Carpenter 512-395-7782
Airbrushing, tool handles, bowls, Drozda finials, sea urchin ornaments, bottlestoppers

Jack Besperka 512.261.4682
decoration & finishing

NORTH

Jim Spano 512.835.5023
novelty items, tops, shop gadgets

Len Brissette 512.258.4004
bowls, platters, sharpening

ROUND ROCK/ GEORGETOWN

Ed Roberts 512.255.3294
basics platters

Drew Shelton 512-863-4651

LOCKHART/SAN MARCOS

David Dick 512.357.6517
basics, spindles, architectural

Business Meeting

Jay Littlefield opened the meeting by introducing visitors: **Jose Martinez** and **Bob Lanford**.

Clyde Little reported that the beginner's class went quite well. He thanked the 6 instructors and the attendees. 25 people were at 1st Saturday at **Clyde Little's** shop.

Jay reminded attendees to remember to get their early discount registration for SWAT. He explained that the Southwest Association of Turners is the second largest woodturning symposium in the world, and is only 3 hours away from Austin. He encouraged everyone to attend: great vendors, national demonstrators and regional demonstrations run from Friday through Sunday, culminating in a raffle for a lathe. The gallery contains thousands of turnings by beginner through expert turners. The gallery includes opportunities for the raffle held on Saturday night's dinner. CTWA also highlights the Beads of Courage bowls from our shop. **Johnny Tolly** described the inspiration from seeing the children pick out their BoC Box, where they keep their thousands of beads (each treatment they get a new bead). He hopes each member will turn more than one box for these kids.

Len Brissette needs 2 volunteers for 1st Saturday in June and August.

Jimmy Clews' workshop will be before SWAT. We will have 3 one-day classes with a demonstration for all members the Sunday August 16 at Clyde Little's shop. Jimmy's demo falls so close to our regular monthly meeting time & SWAT, we will use a small portion of Jimmy's demonstration time as our regular meeting rather than Tuesday.

The American Youth Works Senior Pen Turning needs our volunteers in May.

Keeping Austin Turning Since 1988

Blair Feller has the member's badges. Individual membership is \$35/yr., Families \$40/yr.

Craig Timmerman announced May's 1st Saturday would be at his shop and he would be helping members learn how to chain saw logs into various sizes for bowls & spindles

The President's Challenge results: **Nowt Peterson** 1st Place for his mesquite canteen; 2nd Place to **Dave Wolter** for his Chips and Dip platter; 3rd Place went to **Jim Brinkman** for his lidded vessel.

After the instant gallery, Jay turned the meeting over to **Hilda Carpenter's** demonstration. There were 72 people in attendance.

Upcoming Demo's & Classes

May: **John & Suzi Parker**, Kaleidoscopes

June: **John Lovelady**, Inlaid features

July: **Craig Timmerman**

August 2015 Classes & Demonstration: **Jimmy Clews**

September: **Eric Peterson**

Needed: Demonstrators for July, October and November

Members In the News

Steven Green will be at the Kerville Festival of the Arts May 23-24.

If you are participating in an art show, or demonstrating for another club or symposia please let the editor know so she can include your events in the Newsletter.

Photos

Photographs for this month's **Chip Pile** were provided by **Drew Shelton**. If you have digital photos that you would like to have considered for use in the newsletter. Send them to the Editor at hildac@mac.com.

Volunteer Your Shop for First Saturday!

1. It doesn't need to be fancy, or big.
2. We'll bring the lathes.
3. You make the coffee.
4. Drew Shelton brings the donuts and asks for a contributions for all the folks who show up to offset his costs.
5. Have enough room for at least 1-2 turners (easy in the summer).
6. Let Len Brissette lbrissette@austin.rr.com know! Or email the editor.

Confirmed 1st Saturday Sites:

June: NEED VOLUNTEER

July 11*: Orlando Banos

Aug: Chris Van Peski

Sept 12*: Erik Peterson

Oct: Drew Shelton

Nov: Stacey Hager

Dec: Clyde Little (Christmas Party)

* Moved a week later due to holiday weekend.

Remember!!

Keep Making Beads of Courage Boxes!!
If you don't make it,
a kid won't get it.

April Gallery

Thanks to all the following contributions to the gallery:

Nowt Peterson: Segmented pieces (2)

Cortland Hunt: Osage Orange-Hedge Apple, Horse Apple, Monkey Ball, Maclura pomifera

Bob Lanford: Plant stand, Goblet

Ed Roberts: Drink stand

Chris Van Peski: Lidded bowl, Open segmented vase

Craig Timmerman: Multi-axis weed pots, S-Curve lamp

Stacey Hager: Baby rattle, Hammer handle

Blair Feller: Elm bowl, Ash goblet, Ash bowl, Walnut bowl

David Dick: Honey locust


Vic Johnson: Albezia & cedar

John Lovelady: Rainbow's end, Whirlygig,


Jim Brinkman: Beads of Courage

Johnny Tolly: 6 Beads of Courage

Jimmy Tolly: Pecan bowl, Oak bowl



April Gallery



April Gallery



President's Challenge

Participants (some pictures in Gallery):

Vaden Mohrmann
Marcia & Johnny Tolly
Mack Peterson
Gene Berry (2)
Joe Kirk
Jimmy Tolly
Chris Van Peski
Jimmy Tolly
Jim Brinkman
Dave WolterDwight Schaeper
Jimmy Tolly

Jay Littlefield announced the judge's top 3 picks with awards to Craft Supplies. Congratulations to:

Nowt Peterson 1st Prize Canteen
Dave Walter 2nd Prize Chip & Dip platter
Jim Brinkman 3rd Prize Lidded Vessel



Bring Back Raffle

Turner: Winner

Cortland Hunt: James (?)



Suzi Parker: Greg Stowers

Suzi Parker: Dave Wolter

Suzi Parker: Richard Deslow (?)

David Dick: Richard Deslow (?)

(Ed Roberts piece donated by David)



REMEMBER TO RETURN THE FAVOR, if you won—bring back your turning for next month's raffle!!


Keeping Austin Turning Since 1988

Beginner's Spindle Class



1st Saturday

Craig Timmerman hosted a great 1st Saturday complete with chain saw demonstration for cutting blanks!



Membership in CTWA

We welcome NEW MEMBERS to join our band of merry turners anytime. An interest in woodturning is the only requirement. Dues are \$35.00 per year, prorated to \$3.00/month for new members. \$45 Family.

With our membership, whether you are experienced or a novice, we will teach you, or learn from you, and build long-lasting friendships based on a common kinship of matching wood, metal, machine and man, or woman as the case may be.

CTWA members are also encouraged to join the American Association of Woodturners, AAW. AAW dues are:

General (\$55); Family (\$60) includes up to three family members living in same household on the membership card.
Youth, under 19 years of age (\$24)
Online (\$45 per year)
Online members do not receive printed versions of the American Woodturner journal and the "Resource Directory," available through online access.
Artist (\$81) business insurance.

For full details and membership form visit the AAW site at woodturner.org.

Classified Ads

None

Keeping Austin Turning Since 1988

2015 Officers

President

Jay Littlefield
jay.littlefield@advantest.com
512-917-7316

President Elect

Steven Green
stevenjgreen@mac.com
512-395-7776

Program Chairman

Open

Secretary/Newsletter Editor

Hilda Carpenter
512.395-7782
hildac@mac.com

Treasurer

Ed Roberts
512.255.3294
eroberts_ww@austin.rr.com

Membership Chairman

Blair Feller
blair.feller@gmail.com
830-385-2782

Webmaster

Vaden Mohrmann
vmohrmann@gmail.com
512-6587508

Audio/Visual Coordinator

Greg Vest
512-736-2715
sounddudeaustin@gmail.com

First Saturday Coordinator

Len Brissette
512-423-3625
mesquite@austin.rr.com

Librarian

Suzi Parker
suziparker@hotmail.com
512-266-0824

CTWA Web Site

www.ctwa.org

Editorial Information

This newsletter is by and for members. The Editor welcomes any written materials and will provide assistance with getting your information into publishable form if you want. **DEADLINE IS THE FIRST MONDAY OF THE MONTH.** Contact me with your ideas and drafts by phone at 512.395-7782, by E-mail at hildac@mac.com or mail them to:

The Chip Pile

c/o Hilda Carpenter
560 Moss Rose Lane
Driftwood, TX 78619

2015 Calendar

The calendar listings are an attempt to keep you up to date on upcoming CTWA events, as well as other events of particular interest to woodturners. All regular 3rd Tuesday CTWA Meetings are at American Youthworks. Check Website for latest information.

All 1st Saturdays are from 9 am-noon. All meetings are 7 PM to 9 PM

Events & Dates subject to change, watch for emails or website notifications

May 19, CTWA Meeting
John & Suzi Parker
Kaleidoscopes

June 4th Sr. Pen turning 8 am -1 pm

June 6th 1st Saturday
Place: TBD

June 16, CTWA Meeting
John Lovelady, Inlaid techniques

June 25-28 AAW Symposium
Early bird registration May 22, 2015

July 11th 1st Saturday
Orlando Banos

July 21, CTWA Meeting
Craig Timmerman

Aug 1 1st Saturday
Chris Van Peski

August 15, CTWA Mtg
Jimmy Clews Demo

August 16-19th Clews Class

August 21-23 SWAT, Waco

Sept 12 1st Saturday
Erik Peterson

Oct 3 1st Saturday
Drew Shelton

Nov 7 1st Saturday
Stacey Hager

Let Drew Shelton know if you would like to present to the club in 2015 or you know someone who would be a great demonstrator for our club. We need presenters.

The Chip Pile

Central Texas Woodturners Association
A chapter of the American Association of Woodturners

Hilda V. Carpenter
560 Moss Rose Lane
Driftwood, TX 78619

To:

Meeting Location

The CTWA meets at American YouthWorks, 1901 East Ben White Boulevard (Texas 71) in south Austin. The building is on the south side of Ben White, just east of Interstate 35. The best entry is off Woodward Street, just south of a little strip center. You enter an alleyway into a lighted parking lot. We will enter through the back door. As you drive in, you will see a truck dock in the back of the building with a big roll-up white door. The entryway is just to the right of the truck dock. Folks coming from the north may want to exit I-35 at Woodward and proceed south on Woodward across Ben White.

