



The Chip Pile



The Newsletter of the Central Texas Woodturners Association

Austin, Texas

A Chapter of the American Association of Woodturners

May 20, 2014 Meeting

Weed Pots

Craig Timmerman

7:00 - 9:00 PM

American YouthWorks - Austin, Texas

1901 East SH 71

(about 1/4 mile east of I-35 on south side of SH 71)

June 1st Saturday

June. 7, 2014 9 am - 12 pm

Location: Jim Brinkman

10003 Mandeville Cir

Austin 78750

512-258-4732

If you need help sharpening tools, bring them!

President's Shop

I would like to **SHARE** a few thanks to everyone in this club. The sharing, caring and all the many hours of volunteering has made this year amazing for me. I am sure some of the newer members will have to agree with me that the sharing of your talent and skills surpass many other clubs or organizations with which I have been involved.

Yes, we have a core group that continue to **SHARE** their talents, time and skills to help others to become better or more improved turners. I want to thank each and every one that continues to make this club a more family-oriented organization.

Southwest Association of Turners "SWAT" will be August 22-25 in

Waco. This symposium is a wonderful opportunity to expand your knowledge and skills. You will have the opportunity to observe some of the best turners known. Here you can learn about new tools, then capitalize on all the show specials offered by the vendors. I am sure you will not come home empty-

handed. You might select a new tool or collect some exotic wood or just enjoy a printout of all the demonstrators' projects.

Maybe something will spark your creative interest with new, exciting ideas to come home and try.

You connect with woodturners from other parts of the country and form friendships that will last for years. You will then understand why those of us who have attended over the years enjoy going again and again. We socialize with fellow woodturners and see old friends each year.

SHARING - Once again you can share with the graduating seniors of American Youth Works in helping them turn a pen on June 9.

We will meet at the American Youth Works at 8 AM so we can start turning at 9 AM. **Johnny Tolly** has pen sets ready for this special occasion. If you would like to volunteer, please contact Johnny, who will be helping Marcia Tolly set up the lathes and passing out pen blanks to the class.

Again, I want to thank Marcia & Johnny for their efforts and coordination in this special event. The excite-

ment and the joy you feel for the graduating class who has just turned their "own" first pen is a joy you will not quickly forget.

Keep on turning and sharing:
Pat Little, President CTWA

Monthly Features

- Bring Back Raffle, p. 7
- Business Meeting, p. 4
- Calendar, p. 10
- Classified Ads, p. 8
- Editor's "Turn", p. 3
- Feature Presenter, p. 2-3
- First Saturday, p. 9
- Instant Gallery, p. 6-7
- Map, p. 12
- Membership Information, p. 8
- Member's in the News, p. 4-5
- Officers, p. 10
- Photo Credits, p. 5
- President's Shop, p. 1
- Upcoming Demo's./Classes p. 5
- Volunteer your Shop, p. 5
- Volunteer Instructors, p. 10

EXTRA:

- CTWA April Beginner Class, p. 5
- SWAT Register now!

The American Association of Woodturners is "Dedicated to Providing Education, Information and Organization to Those Interested in Woodturning." In keeping with the standards of our National Organization, the Central Texas Woodturners Association hereby gives permission for all other woodturning chapters, organizations, magazines and newspapers to use any materials contained herein for the benefit of all woodturners everywhere. We ask that credit be given for the source of the material.

April Demonstration
Easy Wood Tools
Jim Brinkman



Jim Brinkman provided an excellent demonstration of the various Easy Wood Tools by turning several different types of projects: a platter, a hollow form and a spindle. He used three different hollowing tools, a Rougher – straight tool with a square, four sided cutter, Finisher – straight tool with round cutter, Detailer – straight tool with diamond shaped cutter.



When Jim turned a shallow dish from walnut, he stressed three things: 1) Use



a light touch; 2) hold the tool flat on the tool rest with a thumb; and keep the tool level with the tool rest.



Then he turned a hollowed vessel using Easy Wood Tools three hollowing tools. One is nearly straight to hollow the center and slightly off-center part of the vessel, the second is slightly curved at the end to continue hollowing the sides of the vessel, and the third has a sharper curve at the end to turn out the top of the lip of the vessel. They all use a round cutter at the end.



Jim also used the diamond point Easy Wood detailer tool on a spindle.



April Demonstration
Easy Wood Tools
Jim Brinkman

There were several questions that Jim answered during his demo:

Question: Do they stay sharp?

A: If you don't hit the chuck with your cutter, or do some other dumb thing that we all do. On a more serious note, Jim said the cutter can be rotated 90 degrees, thus allowing longer life for the cutter.

Q: Are there any regular tools that you still need?

A: Sure. A skew, a gouge, a negative rake scraper, etc.

Q: Can you sharpen the cutters?

A: Not really, but they stay sharp for a long time, have several cutting surfaces, and the cutters only cost about \$15 to replace.

There was a suggestion from members: keep the tightening-screws clean so they won't rust.

Jim added that Easy Wood has great customer service.

CTWA appreciates Jim's expertise and excellent demonstration of the Easy Wood Tools.

Editor's "Turn"

If you have ever wondered what goes into creating a club newsletter, let me tell you it can be a lot of fun.

First, you need to be doing this for a club that you really like. check

Second, you need to really like the topics that are covered in the demonstration. check

Third, you need a great volunteer to take all of the photos that will go into the newsletter. check check (**Charlie Kay** and **Drew Shelton**)

Fourth you need to keep an ear to the ground for interesting little tidbits about the club's members. check

Fifth, you need to check your email for any cool tidbits that members send you about what they are up to. check

Sixth, You need to remember to keep organized photos for the few occasions that someone will come back and say, "Do you remember that picture in blah-de-blah year? I'd sure like to have a copy of it." check

Seventh, having a critical reader after you have "finished," ahem, putting the newsletter together to catch all the the dumb errors you made—like repeating the word the in a sentence. check, check, check (**Johnny, Marcia and Jimmy Tolly**)

Eighth, having someone willing to write an article is a BIG PLUS! It's fun to write, but getting to read someone else's writing breaks the monotony. check (Charlie)

Ninth, you need to get to know a lot of members in the club and how they want their names spelled. If you get their name misspelled, you're going to hear about it from someone, if not the individual themselves. partial check—I don't know all of you, but make an effort to make sure I do.

Oh dear, tenth, knowing how to format text and input pictures is a big plus. Although, I've seen some club's newsletters where perhaps this wasn't a requirement. I'm lucky to have **Aleta Wallace** who takes care of getting the pdf online! check

Eleventh, attendance at the meetings allows you to get feedback on the newsletter, as well as see the demonstrator in person—not to mention the works of art that the members bring to share in the gallery or the bring back. ok not a check, I was sick last month :-\

Twelfth (are we done yet?) enjoying the service that you are (to use Pat's key phrase) *sharing* for your club makes the previous eleven worthwhile. oh heck yeah, CHECK!

And thirteenth (did I mention my lucky number is 13?), have someone who will pitch in for you when you get a dramatic case of food poisoning!! CHECK! (Charlie & Pat)

I so appreciate **Charlie Kay** for sending me all the names and details of the April meeting. In addition to the extra chores he takes on as past-President, he also attended the SWAT board meeting and sent me an article on same.

If you don't know Charlie, oh heck, even if you do, let him know how much you appreciate his service to this club.

He was my mentor when I first joined and continues to be someone I trust and rely on.

Charlie is very generous at helping, such as the most recent class. But he helps in innocuous ways, too. He's pretty quiet in the back of the meeting, so you might think he's one of those guys who is unapproachable, you couldn't be more wrong.

Get to know this fine man, he's truly a diamond. Ok, maybe not a diamond, but a darn good piece of wood to bend the metaphor!

I recently worked with a fledgling club who is struggling with an over-controlling leader. We are so lucky to have a depth of leadership in this club that the politics don't get in the way of learning and having a good time.

I just wanted to say thanks to anyone who might read this diatribe, because you make writing this little missive fun. Not to mention how fun you make the club.

Now that you know all the secrets of putting a newsletter together . . . send me an article that you wrote! Maybe about a tool you like (woodturning tool, guys).

Keep turning it on!
Hilda Carpenter
Editor

Business Meeting

Pat Little opened the meeting by welcoming all who attended. We had two visitors, **Mike Hinman** and **Paul Nagle** from Kyle.

The beginners' class was held at **Clyde and Pat Little's** shop. It was very successful and Pat gave each of the students a moment to talk about what they learned. Each attendee mentioned encouragement they received from the mentors and the fellow students. Teachers were **Charlie Kay, Jim Spano, Craig Timmerman, Lynn Brissette, Clyde Little and Drew Shelton**. Some students mentioned that they learned fundamentals, and that there are lots of ways to accomplish a project. They also learned that it is easy to break things when you get a catch. Everyone enjoyed the good food and fun.

SWAT is in Waco August 22-24 and Pat encouraged everyone to go. It's a great place for deals, and there's lots to learn. Pat passed around a sign-up sheet for volunteers to help setup and breakdown, and to host our club's room.

Pat also reminded everyone about our club hosts a pen turning event for the graduating Seniors of American Youth Works. This year it will be on June 9. **Johnny Tolly** mentioned he had 70 pen blanks. There will be enough for the staff to also turn a pen. This is another volunteer activity that our club members help each year. Volunteers always enjoy encouraging the new turners on their first project. Plan to come and help out.

Pat mentioned that **Jim Patterson** passed along a Beads of Courage donation from a friend of his.

Keeping Austin Turning Since 1988

First Saturday will be at Doug Green's new shop, He advised he got a new laser since the last time we had met at his shop for 1st Saturday.

There were 59 members and guest attendees.

Members In the News

Steve Green traveled down to Fayetteville for their annual Arts for the Rural Community show. This is a juried show with about 60 high-caliber artists. Steve donated a piece of his art for their annual Harvest auction that benefits art students from Central Texas and Houston. Steve enjoyed meeting up with old friends who were also selling their wares, as well as making some great new friends.

Steve will also participate in the upcoming Artist Alliance of the Hill Country's studio tour. His friend, Kathleen Marie Wilson, has opened up her studio to Steve because she likes his work.

Johnny Tolly celebrated a military dining out with **Marcia Tolly** and son-in-law, **Capt. Paul and Melissa Frisinger**. Johnny looked sharp in his uniform that still fits!



Johnny and Marcia Tolly will be leading some of our volunteer members for the annual Senior Pen Turning Project at the American Youth Works. CTWA appreciates all that the Tolly's do, but this particular event is special to the kids graduating from AYW. At the time of this printing the editor does not

have all the names of the CTWA volunteers, but their names will be included in the next Chip Pile. Johnny has all of the pen kits made up. So, we need a list of the following and who will be able to help: Need mini lathes, safety shields or safety glasses, tools, sanding supplies, finish of your choice.

Johnny Tolly sent along this notice about purchasing maple if you are interested: "I have purchased Maple wood from Walter before at a very good price . . . He is trying to sell off a lot of his wood. Contract him at the link below if you are interested.

http://www.checkswing.com/profile/GoneBatty?xg_source=activity

Jim Brinkman is taking orders for band saw blades please contact him at jsbrink21@sbcglobal.net if you are interested.

Charlie Kay attended the SWAT Committee Meeting in Waco on Saturday, April 26. The purpose of this meeting was for the Executive Committee to meet with Committee Chairman, including Room Sponsors, to make sure that everything is on track and to find out if any assistance is needed.

Almeta Robertson, Secretary of SWAT, who had a stroke last year, had another a month or so ago. She seemed to be recuperating well and working on therapy when she fell and broke her hip in four places.

(Con't next page)

Members In the News

(Con't from p. 4)

Room sponsors were reminded that the \$500 grant SWAT will be providing can be used to compensate AV folks, buy equipment, etc. The SWAT Scholarship can be used for that purpose as well. I am assuming that we have no special AV needs, but Greg can update me. Several sponsors with new AV set-ups are asking SWAT to rent a large flat screen TV to use in lieu of the projection screen. We will have the same room again, and likely a Vicmarc lathe.

Our club has been asked to pick six demonstrators up at the Austin airport and transfer them to and from Waco. They are all coming in at generally the same time. I am guessing that we will need three drivers, and can get two folks in each car. I can be one of the drivers, as I am not much help in setting up or tearing down, due to my inability to stand for long. We need to let folks know that we will be needing their help, but we don't have all the details at this point. We should probably plan to get things lined up in early August. All in all, things seem to be well in hand and there seem to be no hiccups. **Wayne Furr** is doing an excellent job managing things for SWAT.

April Beginning Woodturning Class

The following 8 students were present at the Spring Woodturning Class held at **Clyde Little**'s shop on April 12th & 13th.

Rick Compton, Patricia Duhon,

Keeping Austin Turning Since 1988

Pat Jenkins, Craig Litton, Alan Loibl, Mike Rawls, Martin Thomen, & Lowell Williams.

The instructors were:

Len Brissette, Charlie Kay, Clyde Little, Drew Shelton, Jim Spano, & Craig Timmerman.

This link will show individual and group photos:

<https://plus.google.com/photos/101816195531794047560/albums/6002335824631335025>

CTWA appreciates the instructors and participants for a very successful class. Special thanks go to Clyde and Jim for setting this up.

Upcoming Demo's & Classes

May: Craig Timmerman, Weed Pots

June: Jim Spano, Off-center Bowl

**ALERT!!!!
Time to Sign up for
SWAT!!**

Volunteer Your Shop for First Saturday!

1. It doesn't need to be fancy, or big.
2. We'll bring the lathes.
3. You make the coffee.
4. We'll bring the donuts.
5. Have enough room for at least 1-2 turners (easy in the summer).
6. Let Len Brissette lbrissette@austin.rr.com know! Or email the editor.

Photos

Photographs for this month's **Chip Pile** were provided by **Drew Shelton**. If you have digital photos that you would like to have considered for use in the newsletter. Send them to the Editor at hildac@mac.com.

April Gallery

Thanks to all the following contributions to the gallery:

Randy Brewer: 3 items: mesquite bowl, mesquite table center piece, Spanish oak table centerpiece

Mack Peterson: both open segmented and out of glued up plywood or plywood/colored acrylic sheet

Jim Philpott - 4 pieces: cedar elm hollow form, mesquite vase, apple bowl, chestnut bowl

H O Evans - segmented vessel



Jimmy Tolly - lamp of western red cedar with hackberry shade

Alan Loibl: dry bud vase

Johnny Tolly: box elder ornament with wenge finial and two Beads of Courage bowls, one of mesquite and the other of mesquite and maple

Jim Patterson: two round BOC bowls and two square BOC bowls

Beginner's class (no names given): three weed pots




April Gallery



Bring Back Raffle



Jim Howe vacuum sanding tool:
 Johnny Tolly
 Len Brissette - pecan and ironwood
 triangle box: Greg Vest
 Jim Patterson - 8 tip screw driver:
 Greg Vest
 Jim Howe - pen: Drew Shelton
 Randy Brewer - pecan bowl: Mike
 Rawls
 Jim Howe - magnetic paper clip
 holder/paper weight to Jim Spano
 Mike Rawls - poplar weed pot: Jim
 McKinney
 Jim McKinney - Chittam wood bot-
 tle stopper with inlay: Patty Duhon
 EasyWood tee shirt: Alan Loibl
 EasyWood smock: Charlie Kay
**REMEMBER TO RETURN THE
 FAVOR, if you won—bring back
 next month!!**



Membership in CTWA

We welcome NEW MEMBERS to join our band of merry turners any-time. An interest in woodturning is the only requirement. Dues are \$35.00 per year, prorated to \$3.00/month for new members. CTWA members are also encouraged to join the American Association of Woodturners, AAW. Those dues are \$43 online membership only, \$53.00 for individuals and \$58 for families. Your membership includes the AAW magazine, American Woodturner, a first-class quarterly magazine full of woodturning articles, tips and ideas with color illustration of the world's master turners' techniques.

With our membership, whether you are experienced or a novice, we will teach you, or learn from you, and build long-lasting friendships based on a common kinship of matching wood, metal, machine and man, or woman as the case may be.

Classified Ads

\$1000 5HP ClearVue Dust Collector with 6" PVC pipe, filters, trash can, and fittings
<http://austin.craigslist.org/tls/4419802731.html>

\$ 500 Rigid Cast Iron Table Saw with Router Table & Accessories
<http://austin.craigslist.org/tls/4436759057.html>

There are also a bunch of various table saw accessories listed separately under that ad:

10" Blade Organizer with - \$150
Forrest 80T Carbide (Melamine/Plywood Blade)
Forrest 40T Woodworker II Carbide
80T Freud Carbide
60T Freud Carbide

Keeping Austin Turning Since 1988

24T Freud Carbide
24T Freud All Purpose
10" Disk Sanding Plate
Over \$500 new, Some are barely used, a few never were used

Delta Cast Iron Tenon Jig
\$80

Microjig GRR-Ripper Pushblock System (Deluxe) (<http://www.microjig.com/products/grr-ripper/gr-200.shtml>) \$50

Taper Cutting Jig \$10

Avenger 6" Carbide Dado Set with Shims and blade organizer
\$50

Woodsmith Box Joint Jig and Freud Box Joint Blade Set (Blades never used) \$125

Board Buddies Roller System with 24" Track \$75

\$425 Jet Parallel Clamps (2 sets of 4 clamps & frame stands, and 2 50" extra clamps)
<http://austin.craigslist.org/tls/4449890606.html>

email atxturner@gmail.com or call me at 512/853-9604.

Volunteer Opportunities


Volunteer your shop

Volunteer to demo

Volunteer to help at SWAT

First Saturday

May brought several turners out to Doug Green's shop. It seems the main attraction was Doug's new laser. Thanks Doug for offering your shop for 1st Saturday.



Volunteer Instructors

SOUTH

- Stacey Hager** 512.282.1036
basics, spindles, sharpening, hollow vessels
- Johnny Tolly** 512.858.4471
basics, open segmented
- Jimmy Tolly** 512.894.0686
basics, platters
- Craig Timmerman** 512.288.3598
basics, square turning, hollow vessels
- Charlie Kay** ckayda@gmail.com
boxes & bottle stoppers
512.636.3492
- H. O. Evans** 512.282.2830
segmented turnings
- Hilda Carpenter** 512-395-7782
Airbrushing, tool handles, bowls,
Drozda finials, bottlestoppers
- Jack Besperka** 512.261.4682
decoration & finishing

NORTH

- Rusty Myers** 512.218.1606
basics, boxes, kitchenware
- Jim Spano** 512.835.5023
novelty items, tops, shop gadgets
- Len Brissette** 512.258.4004
bowls, platters, sharpening

ROUND ROCK

- Ed Roberts** 512.255.3294
basics platters

LOCKHART/SAN MARCOS

- David Dick** 512.357.6517
basics, spindles, architectural

2014 Officers

President

Pat Little
Patlittle46@yahoo.com
512-423-0508

President Elect

Jay Littlefield
jay.littlefield@advantest.com
512-917-7316

Program Chairman

Drew Shelton
dcshelton@gmail.com
512-863-4651

Secretary/Newsletter Editor

Hilda Carpenter
512.395-7782
hildac@mac.com

Treasurer

Ed Roberts
512.255.3294
eroberts6@juno.com

Membership Chairman

Blair Feller
blair.feller@gmail.com
830-385-2782

Webmaster

Aleta Wallace
aleta.wallace@gmail.com
512-589-8949

Audio/Visual Coordinator

Greg Vest
512-736-2715
sounddudeaustin@gmail.com

First Saturday Coordinator

Len Brissette
512-423-3625
mesquite@austin.rr.com

Librarian

Stephen Van Gee
svangee@austin.rr.com

CTWA Web Site

www.ctwa.org

Editorial Information

This newsletter is by and for members. The Editor welcomes any written materials and will provide assistance with getting your information into publishable form if you want. **DEADLINE IS THE FIRST MONDAY OF THE MONTH.** Contact me with your ideas and drafts by phone at 512.395-7782, by E-mail at hildac@mac.com or mail them to:

The Chip Pile
c/o Hilda Carpenter
560 Moss Rose Lane
Driftwood, TX 78619

Calendar

The calendar listings are an attempt to keep you up to date on upcoming CTWA events, as well as other events of particular interest to woodturners. All regular 3rd Tuesday CTWA Meetings are at American Youthworks. Check Website for latest information.

All 1st Saturdays are from 9 am-noon. All meetings are 7 PM to 9 PM

Events & Dates subject to change, watch for emails or website notifications

May 15 CTWA Meeting
Presenter Craig Timmerman, Weed pots

June 7 1st Saturday
Place: Jim Brinkman

June 13-15 AAW Symposium

June 17 CTWA Meeting
Presenter: Jim Spano
Off-center bowl

July 5 1st Saturday
Place TBA

July 15 CTWA Meeting
Presenter TBA

August 2 1st Saturday
Place TBA

August 19 CTWA Meeting
Presenter TBA

August 22-24 SWAT, Waco, TX

September 6 1st Sat
Place TBA

September 16 CTWA Meeting
Presenter TBA

October 4 1st Saturday
Place: Drew Shelton

October 21 CTWA Meeting
Presenter TBA

November 1st Saturday
Place: TBD

November 18 CTWA Meeting

December Christmas Party & 1st Saturday combined

The Chip Pile

Central Texas Woodturners Association
A chapter of the American Association of Woodturners

Hilda V. Carpenter
560 Moss Rose Lane
Driftwood, TX 78619

To:

Meeting Location

The CTWA meets at American YouthWorks, 1901 East Ben White Boulevard (Texas 71) in south Austin. The building is on the south side of Ben White, just east of Interstate 35. The best entry is off Woodward Street, just south of a little strip center. You enter an alleyway into a lighted parking lot. We will enter through the back door. As you drive in, you will see a truck dock in the back of the building with a big roll-up white door. The entryway is just to the right of the truck dock. Folks coming from the north may want to exit I-35 at Woodward and proceed south on Woodward across Ben White.

