

The Chip Pile



The Newsletter of the Central Texas Woodturners Association

Austin, Texas

A Chapter of the American Association of Woodturners

February Meeting

February 19, 2013

Jim Spano: Spin Top Box

7:00 - 9:00 PM

American YouthWorks - Austin, Texas

1901 East SH 71

(about 1/4 mile east of I-35 on south side of SH 71)

First Saturday

March 2nd
Place TBD
9 am - Noon

President's Shop

It looks like we are off to a good start in 2013.

Stacey Hager has pretty well lined up our meeting demonstrators for the year and is working on a name demonstrator or demonstrators for later in the year. There will be more about that as it develops.

Clyde Little and Jim Spano continue their efforts to pull together turning classes for our less experienced members, and have two weekend classes scheduled for later this spring. I sent you the dates in an earlier E-mail. The nature of those classes continues to evolve as we gain experience in conducting them and as we better understand your experience levels and interests. There is sufficient interest that we have gone from one two-day weekend session this spring to two.

I should tell you that the club insur-

ance situation is shuffling along. I signed and sent in our application about a week ago and it has been accepted. We are awaiting a billing, then should receive our certificate of coverage. I am hoping that after this year this will develop into a routine procedure.

I was unable to attend the February First Saturday, as I was representing CTWA at the Annual SouthWest Association of Turners (SWAT) Board meeting in Waco on February 2. For the newer members, SWAT is made up of 26 Chapters of the American Association of Woodturners (AAW) from Texas, Oklahoma, New Mexico, and Louisiana. It's primary purpose is to present an annual woodturning symposium and trade show each August in Waco, Texas. SWAT is a volunteer organization under a Board of Directors made up of a representative from each member club. That Board delegates the planning and preparation for each year's Symposium to an Executive Committee elected by the Board. As those of you know who have been in the club for a long time, periodically the SWAT organization can turn into a soap opera. Let's just say that things are off to a rocky start this year and the Board is taking action to try to get things back on track so that the

Symposium can come off on time, and again be a big success. I am confident things will work out well.

By the time of the meeting, I hope that we will have had a CTWA Board meeting. There are a number of policy items that we have let slide for several years that need to be discussed and future directions that need to be planned. There are no serious issues, but we have become a big organization and we need to have longer term planning and clear policies that spell out what is to be done, when and by whom. Assuming the Board meeting comes off, I will bring you up to date at our March meeting.

Now, I'm ready to be done with Board meetings, insurance, and turning class planning sessions and get some turning done myself.

See you at the meeting,

Charlie Kay

Table of contents see p. 3

The American Association of Woodturners is "Dedicated to Providing Education, Information and Organization to Those Interested in Woodturning." In keeping with the standards of our National Organization, the Central Texas Woodturners Association hereby gives permission for all other woodturning chapters, organizations, magazines and newspapers to use any materials contained herein for the benefit of all woodturners everywhere. We ask that credit be given for the source of the material.

Demonstration January 2013


Len Brissette






Len Brissette gave a fascinating presentation on a new twist for pepper grinders that look just like a wooden bottle of wine, including label. Len



glued three boards together for the form, note the whiter board indicates where the label would be. Using two






different sizes of Forstner bits for hollowing, he demonstrated how to create the space for the inner works of the pepper mill. He used a fourth type of wood for the narrow neck of the wine bottle.



Demonstration January 2013:

Len Brissette



Photos

Photographs for this month's **Chip Pile** were provided by **Drew Shelton**. If you have digital photos that you would like to have considered for use in the newsletter. Send them to the Editor at hildac@mac.com.

Upcoming Demo's & Classes

Spring Turning Class Update

Plans for Spring Turning Classes are updated. We have new dates, added a class and extended both classes from 1 day to 2 days.

The first class will be on April 6 and 7, it will be for beginners. The second class will be held on May 11 and 12 for intermediate turners.

If you already signed up for a class, you should have been notified as to the date change. We will discuss the classes at the February meeting.

February Demonstrator Jim Spano

It's always fun when Jim Spano demonstrates, so be sure to come watch how to make a spin top box, Spano style.

March Demonstrator Johnny and Marcia Tolly

will be doing a dual demonstration in March. Johnny will be demonstrating how he turns

Monthly Features

- Bring Back Raffle, p. 9
- Business Meeting, p. 7
- Calendar, p. 5
- Classified Ads, p. n/a
- Editor's "Turn", p. 6
- Feature Presenter, p. 2-3
- First Saturday, p. 10
- Instant Gallery, p. 7-9
- Map, p. 12
- Membership Information, p. 10
- Member's in the News, p. 8
- Officers, p. 5
- Photo Credits, p. 3
- President's Shop, p. 1
- Random Ruminations, p. 4
- Upcoming Classes & Demo's p. 3
- Volunteer your Shop, p. 10
- Volunteer Instructors, p. 5

Maple disks for Christmas Ornaments. The disk when finished will be about 1/8 inch thin. Johnny will demonstrate the use of the Hunter micro tool the shaping. He will discuss how he prepares the maple wood to save time and wood. He will then go through the process of turning one side, and sanding that very smooth this will be by power sanding. He will then either use a vacuum system or his alternate method to turn the other side and sand it smooth also.

Johnny will then turn the demonstration over to Marcia where she will explain how she decorates the disks with pyrography. Marcia will cover patterns, burning tips, finishing and other secrets that you will not want to miss out on. At the end there will be a hands on time for those that want to try the Hunter tool and or to ask Marcia any questions.

Random Ruminations:
"I've Run Out of Excuses"

BY

Charles Kay

The older I get, the more often I am reminded of a friend who worked for me at the Texaco R&D facility in Beacon, New York. Harry was a Ph. D. organic chemist in our motor oil additive development group, perhaps the most gifted synthesis chemist we had, and a man whose work was his life. He voluntarily put in many more hours in the laboratory than anyone could have asked for him. He was approaching 65, and was in a pay grade that would not let him stay on the payroll past that age. He desperately wanted to keep working and had convinced himself that I could find out a way to keep him from his mandatory retirement. In his last year, he was in my office at least once a month making his case, but there was nothing that I could do. About a year after he reluctantly retired, I heard him talking to my secretary and I prepared myself for an appeal to figure out a way to rehire him. When he came into my office, we exchanged pleasantries, then I asked him, "So how is retirement, Harry?" To my surprise, his response was, "Great! I don't know how I ever had time to work."

In the last four weeks or so my question has been a variation on that. I no longer have to work, so why don't I have time to turn? Around the time of the last meeting I was actually getting some turning done. That ended when various administrative tasks began to compete for my time. I know. I didn't have to volunteer for these activities, but I did. So, I have to undertake the tasks those positions require of me. First, there was the club insurance issue. There was also participation in the SWAT Board activities, which has taken more time than has been typical in recent years, as well as working with **Jim Spano** and **Clyde Little** to continue planning our upcoming turning classes. In addition, I had volunteered to serve on the committee that organizes and puts on a Fine Arts Festival in Buda every October. Since my assignment included contacting an extensive E-mail list of prospective participants, I spent way more time than I had anticipated migrating that list from a Microsoft machine to my Mac. I'm

fairly computer literate for an old guy, but this was a harder task than I expected it to be. It was also complicated by the fact that I was in the process of upgrading to a new computer and a new Apple operating system.

As I got most of these things under control, I decided I was ready to do some turning. When I went to the shop, however, every time I turned around I was confronted by my disassembled Jet mini-lathe. Those of you who are well aware of my propensity for procrastination are now waiting to hear what excuse I have come up with this time. This time, they are going to be disappointed. Every time I see **Jim Spano**, he asks about it, and **Jim Brinkman** continues to regularly nag me by E-mail. Had I not had the convenient excuse of the SWAT Board Meeting, I am sure that I would have been an object of derision at the February First Saturday.

So, I decided to get started. I am not as dedicated as Spano. I decided not to strip the old paint off to bare metal. I did scrape off any loose paint, sanded things reasonably thoroughly, then wiped everything down with lacquer thinner. Then I sprayed everything with primer followed by two coats of the finish paint. Not bad, I thought. When I finish this piece, I am headed to the shop. If I can remember how it all goes back together, I hope to get it reassembled today. However, I have decided that the legs to my base, whose repainting started this entire project, now should be repainted again to match the lathe. I expect to have it ready by the March First Saturday, so prepare yourselves!

Meanwhile, just in case, I am thinking about possible excuses.

Keep on turning,

Charlie Kay

2013 Officers

President

Charles Kay
512-636-3492
ckayda@gmail.com

President Elect

Pat Little
512-423-0508
Pattlittle46@yahoo.com

Program Chairman

Stacey Hager
512-282-1036
StaceyHager@hotmail.com

Secretary/Newsletter Editor

Hilda Carpenter
512.395-7782
hildac@mac.com

Treasurer

Ed Roberts
512.255.3294
eroberts6@juno.com

Membership Chairman

Chris Van Peski
512-303-1590
chrisvanpeski@gmail.com

Webmaster

Aleta Wallace
aleta.wallace@gmail.com
512-589-8949

Audio/Visual Coordinator

Greg Vest
512-736-2715
artwoodworker@verizon.net

First Saturday Coordinator

Len Brisette
512-423-3625
mesquite@austin.rr.com

Librarian

David Wolter
512.250.1912
dlwolter@swbell.net

CTWA Web Site

www.ctwa.org

Editorial Information

This newsletter is by and for members. The Editor welcomes any written materials and will provide assistance with getting your information into publishable form if you want. **DEADLINE IS THE FIRST MONDAY OF THE MONTH.** Contact me with your ideas and drafts by phone at 512.395-7782, by E-mail at hildac@mac.com or mail them to:

The Chip Pile

c/o Hilda Carpenter
560 Moss Rose Lane
Driftwood, TX 78619

Volunteer Instructors

SOUTH

Bill Hammack 512.282.0832
tops tiny turnings
Stacey Hager 512.282.1036
basics, spindles, sharpening, hollow vessels
Johnny Tolly 512.858.4471
basics, open segmented
Jimmy Tolly 512.894.0686
basics, platters
Craig Timmerman 512.288.3598
basics, square turning, hollow vessels
Charlie Kay ckayday@gmail.com
boxes & bottle stoppers
H. O. Evans 512.282.2830
segmented turnings
Hilda Carpenter 512-395-7782
Airbrushing, tool handles
Jack Besperka 512.261.4682
decoration & finishing

NORTH

Rusty Myers 512.218.1606
basics, boxes, kitchenware
Judy Williams 512.293.7479
spindles
Jim Spano 512.835.5023
novelty items, tops, shop gadgets
Len Brisette 512.258.4004
bowls, platters, sharpening

ROUND ROCK

Larry Walrath 512.255.5379
big vessels, bowls, platters
Ed Roberts 512.255.3294
basics platters

LOCKHART/SAN MARCOS

David Dick 512.357.6517
basics, spindles, architectural

Calendar

The calendar listings are an attempt to keep you up to date on upcoming CTWA events, as well as other events of particular interest to woodturners. All regular 3rd Tuesday CTWA Meetings are at American Youthworks. Check Website for latest information.

All 1st Saturdays are from 9 am-noon. All meetings are 7 PM to 9 PM

Events & Dates subject to change, watch for emails or website notifications!

February 19th CTWA Meeting
Presenter: Jim Spano
spin top boxes

March 2nd 1st Saturday
place TBD

March 19th CTWA Meeting
Presenter: Johnny and Marcia Tolly
Christmas disks

April 6th 1st Saturday
place TBD

April 6-7 Beginner's Class
place: Clyde Little

April 16th CTWA Meeting
Presenter: TBD

May 4th 1st Saturday
place TBD

May 11-12 Intermediate Class
place: Clyde Little

May 21st CTWA Meeting
Presenter: TBD

June 1st 1st Saturday
Place: TBD

June 18 CTWA Meeting
Presenter: TBD

July 6th 1st Saturday
Place: TBD

July 16 CTWA Meeting
Presenter: TBD

Aug 22-25 SWAT Waco, TX

Editor's "Turn"

Getting motivated is sometimes my most difficult challenge. They say that motion is perpetual (excluding gravitational forces) and that once you are moving it's easier to stay in movement. Or at least that is what all the exercise folks claim. Me, I'd just about rather take a nap than exercise.

But what I'm talking about is getting motivated to get out to the shop and turn. Sometimes just buying a pretty piece of wood is enough to get me back in the habit of turning everyday. Sometimes I'll see something in a magazine that makes me think, "Hell, I can do that." Other occasions are competitive reasons.

I love the President's challenge, I have to admit. Although I'm sure I am not the one of 6-8 that Charlie will chose to bring a President's challenge (first round)—see Business Meeting—I might just bring one for the heck of it.

At least that will get me out of my office and into the shop. Steven even gave me a couple of new tools for Christmas that I have yet to break in. What the heck is that about?

Most of our woodturn-

Keeping Austin Turning Since 1988

ing neighbors who live in the Northern, cold States will spend all their dark, cold winters in their shop. Maybe because it's brighter in the shop than outside—or maybe because snow and cold keep them indoors and they start going crazy.

All I know is this beautiful weather has kept me building new compost piles and worm towers rather than turning in our shop.

Does motivation plague you sometimes? If so, then join me in volunteering a turning for the President's challenge. Ask forgiveness from Charlie rather than permission. It'll be fun! The fun starts at this February's meeting.

Excuse me, I have to stop writing this and head out to the shop.

Keep turnin' it on!

Hilda
Editor

Members In the News

Charlie Kay travelled to Waco to participate in the Southwest Association of Turner's (SWAT) planning session. Charlie has also been working with representatives of the American Association of Woodturners regarding the liability insurance coverage for our club.

Jimmy, Johnny and Marcia Tolly also attended the SWAT planning meeting.

Steve Green will be showing his artwork at the upcoming Wildflower Center's Artists and Artisans Festival. Hopefully we will have had sufficient rain for another beautiful showing of wildflowers in addition to the artists' wares.

January 24th, **Johnny, Marcia and Jimmy Tolly** traveled down to San Antonio. Johnny demonstrated how he makes thin Maple disks for Christmas ornaments. Johnny covered all aspects of Personal Safety Protection. He used the Hunter tools to turn a Maple disk, sanded one side very smooth then explained how he would use a vacuum system to hold the wood to turn and sand the second side. As some members did not have a vacuum system Johnny showed his alternative method of using a faceplate waste block and double sided tape to hold the maple wood for turning and sanding. Johnny then turned the floor over to Marcia where she demonstrated her pyrography and answered numerous questions. Johnny's brother Jimmy was along for sound effects. There were 30+ people in attendance and the dual demonstration was enjoyed by all.