



The Chip Pile

The Newsletter of the Central Texas Woodturners Association

Austin, Texas

A Chapter of the American Association of Woodturners

CTWA Meetings

JUNE MEETING

Tuesday, June 16, 2009
7:00 - 9:00 PM
American YouthWorks - Austin, Texas
1901 East SH 71
(about 1/4 mile east of I-35 on south side of SH 71)

FIRST SATURDAY TURNOUT

The First Saturday Turnout for July will be at 9:00 AM on July 11 (NOTE THAT THIS IS THE SECOND SATURDAY, at Len Brissette's Shop

From the President's Shop

Learning Opportunities and Owies

As all of you know the AAW Symposium takes place June 26 to June 28 in Albuquerque, New Mexico. A good many CTWA members are planning to go. Some of the members are looking for rides and others would like to have riders. Contact me and I will be happy to help coordinate matching folks up. This is a great opportunity to go to the Symposium, especially since the next two symposia will be much further away. The 2010 Symposium will be in Hartford, Connecticut, and the 2011 Symposium

will be in St Paul, Minnesota. So this is your chance to experience this great event closer to home. Even if you haven't signed up yet there is still time to do so.

The Mark St. Leger classes are filling up but there is still room, especially in

the Saturday all day demonstrations as well in the Novice and Beginners class. Mark has some really interesting stuff planned as discussed later in this newsletter.

Safety should always be a major consideration when working with the kind of equipment we use as woodturners. The obvious practices you all know and should remember. I thought I would

bring up one area that is not mentioned very often, but that has some dire consequences - grinding wheels. They don't cut you but worse yet they take away a chunk of flesh and leave a nasty hole in your finger. This hole can be painful and take a long time to heal since the body has to replace the flesh and not just grow the skin back together. The likelihood of losing a finger is low but as you are concentrating on getting just the right grind a finger touching the wheel can sure ruin your day. This is not second-hand information, so take heed.

Continue to turn safely as you prepare your goblet for the President's Challenge. The rules will be included in this newsletter. I am looking forward to some really innovative pieces. Even if you are not an experienced turner, you can still participate. This is your chance to get involved and learn. You might really be surprised at what you can do.

Clyde

May Demo

Dave Dick enlightened us at our May meeting by showing us how to turn a long-stemmed goblet can be turned on a mini-lathe. He did this by using, on a much smaller scale, the mortise and tenon technique that he uses for large and long architectural turnings. Using pear and madrone, he turned the goblet in several pieces, bowl, stem, center section, more stem and the

base.



These are assembled using turned tenons and drilled mortises. He turns the tenon by eye, then measures it with calipers and chooses the right size drill bit.

When all was said and done, he wound up with a very nice goblet. Unfortunately, your editor failed to

Monthly Features

- Calendar, page 8
- Classified Ads, page 8
- Demo Schedule, page 8
- First Saturday, page 5
- Membership Information, page 8
- Shop Crawl Schedule, page 5
- This Month's Program, page 4
- Volunteer Instructors, page 5

The American Association of Woodturners is "Dedicated to Providing Education, Information and Organization to Those Interested in Woodturning." In keeping with the standards of our National Organization, the Central Texas Woodturners Association hereby gives permission for all other woodturning chapters, organizations, magazines and newspapers to use any materials contained herein for the benefit of all woodturners everywhere. We ask that credit be given for the source of the material.

2009 Officers

President

Clyde Little
512.413.6931
clyde2044@yahoo.com

President Elect

Gene Stokes
512.288.3598
gstokes1@austin.rr.com

Program Chairman

Tim White
512.312.2572
twhite601@austin.rr.com

Secretary/Newsletter Editor

Charlie Kay
512.295.2144
ckay@austin.rr.com

Treasurer

Ed Roberts
512.255.3294
eroberts6@juno.com

Membership Chairman

Jim Spano
512.835.5023
jimjoy@austin.rr.com

Webmaster

Larry Walrath
larry@larrywalrath.com
512.255.5379

Audio/Visual Coordinator

Frank Miller
512.335.4768
millerstexas@msn.com

Librarian

David Wolter
512.250.1912
dlwolter@swbell.net

CTWA Web Site
www.ctwa.org

Editorial Information

This newsletter is by and for members. The Editor welcomes any written materials and will provide assistance with getting your information into publishable form if you want. **DEADLINE IS THE FIRST MONDAY OF THE MONTH.** Contact me with your ideas and drafts by phone at 512.295.2144, by E-mail at ckay@austin.rr.com or mail them to:

The Chip Pile
c/o Charles Kay
100 Matzig Cove
Buda TX 78610-3108

Keeping Austin Turning Since 1988



make sure he had a fully charged battery for his camera, and only got a couple of shots of the demo and none of the finished product. He has been appropriately punished.

Bring Back

Jane Miller was the lucky winner of a padauk mini-vase and a pair of Texas ebony bottle stoppers turned by **Johnny Tolly**. **Len Brissette** took home a skewchi gouge with a pear handle made by **David Dick**. **Bob Duncan** held the lucky ticket for a madrone and pear goblet turned by **David Dick**. **Hal Sanders** won an IOU



from **Doug Green**. **Dave Dick** was the lucky winner of an IOU from **Ed Roberts**. **Len Brissette** took home an IOU from **Tim White**.

As is the custom, each of the winners will bring back a turned item to the next meeting.

The Bring Back items should be representative of each person's best work. It should be noted that the Bring Back Raffle is meant to be a fun event. No one is grading you on the quality of your work. Just bring a piece that represents the best that YOU can do. If you don't yet have a lathe or don't feel that you have enough experience, contact one of our Volunteer Instructors to help you prepare a Bring Back piece. So buy a ticket, get involved and have fun.

Show and Tell

Jim Brinkman brought along an open-segmented vessel of cherry, maple and juniper, finished with Deft and Beall buffed.



Stacey Hager showed off tiny vase of padauk, finished with Shellwax and Briwax.



Johnny Tolly brought a "stealth" bottle stopper turned from padauk and finished with Mylands.



Frank Miller brought along a puzzle of Texas ebony, mesquite, bocote, black cherry and African cherry.



Joe Kirk brought a sea urchin ornament with cocobolo finial and icicle finished with Hut wax.



Lynn Kramer showed off a shop made Easy-Rougher type tool, with a mesquite handle turned by **Dave Dick**.




H. O. Evans brought along a large segmented vase of bubinga, cherry, purpleheart, walnut, holly and wenge. It was finished with five coats of Deft, after sanding to 1200 grit.



Mack Peterson showed off four pieces, a segmented bowl of purpleheart, walnut, yellowheart and padauk, a ring bowl of pine and bloodwood, a lamp of pine, pecan and wenge and a bamboo bowl.



Jimmy Tolly brought six plates (of walnut, Texas cherry, ash, cherry, anigre and aformosia) and a Texas cherry bowl, one of a set of four. All were finished with Mahoney's oil.



E-mail

Our way of contacting you to let you know of something on short notice is by E-mail, thus keeping us advised of your current E-mail address is important so that we can get in touch with you. We need that address in two places. It is kept in the roster that gives you the names, addresses and phone numbers of your fellow members. To keep that list up to date, you need to let **Membership Chairman Jim Spano** know of any changes in your E-mail address. You can contact him at jimjoy@austin.rr.com. The second place we need that number is in the CTWA mass E-mail list maintained by **Webmaster Larry Walrath**. This list lets anyone in the club who has subscribed to the list send an E-mail to all of the members. To be sure that you are on that list and that your E-mail address is current, go to the web site, CTWA.org, and click on Links, then go to the bottom and click on get on the CTWA Mail List.

Business Meeting

There were 47 people at our May 19 meeting, including three visitors. **President Elect Gene Stokes** conducted the business meeting.

Gene reported on the pen turning session for graduating American YouthWorks seniors. He, **Dave Dick, Ed Roberts** and **Johnny Perales** helped more than 50 kids turn pens.

Gene reminded the group of the upcoming **Mark St. Leger**

sessions, and circulated a sign-up sheet. He also reported that **Trent Bosch** has been signed for next year's featured turner event, sometime in April 2010.

Len Brissette made a pitch encouraging attendance at the AAW Symposium in Albuquerque in June.

Gene advised us that the June First Saturday will be held at American YouthWorks. They have asked for our assistance in planning and organizing a new maintenance shop they will be building. We will spend some time looking into that, as well as our usual First Saturday activities

Gary Roberts made a pitch for CTWA to put together a Collaborative Project for the 2010 AAW Symposium in Hartford. He proposed a scaled-up version of his big wheel lathe animated project. He circulated a sign-up sheet and got volunteers to begin planning the project.

Joe Evans advised that he had freshly cut free wood in his car.

June Program

Turning a Torus Vase

In geometry, a torus is a surface of revolution generated by revolving a circle in three dimensional space about an axis coplanar with the circle, which does not touch the circle. Okay, enough of the technical details; a simple definition of a torus is a doughnut or inner tube shape.

This is a fun project demonstration that covers how to turn a torus-shaped vase or weed pot with a glass tube insert. The torus vase is a production item for me and is a variation on a disc-shaped vase that I also turn.



Among things that will be covered:

Using multiple chucking points on a piece and different ways of holding a piece, including double-sided tape.

How to get two faces turned to match

Turning air

Sanding techniques

Production techniques

Variations on vase styles

Techniques for adding burl inserts into the vase

Different shapes

Craig Timmerman

Mark St. Leger

Mark St. Leger will be our featured, national demonstrator this year. Mark has been an active demonstrator and workshop leader for turning clubs, as well as demonstrating at many regional and national symposia. He is currently on the faculty list of Arrowmont School of the Arts in Tennessee, Appalachian Center for Craft in Tennessee, Peters Valley Craft Center in New Jersey and the John C. Campbell Folk School in North Carolina. Mark also finds satisfaction in teach-



ing woodturning courses for a local college. His work has been shown at many venues and is in private collections. Known for his sense of humor and ability to effectively teach a variety of age groups and skill levels, Mark's teaching techniques are easily followed and incorporate much skill building.

For the all-day demo session on Saturday, you can expect Mark will show a series of small projects. He will cover all skill ranges from beginner to advanced. Possible demos include tops, multi-axis boxes, jigs, and thread-chasing. There should be something for everyone.

During the workshops you can expect a lot of lathe time as you work on multiple projects. The beginner class will feature small, easy, skill-building projects. The intermediate class will get a chance to turn one of Mark's signature "Rock-A-Bye" boxes along with other, more advanced projects.



On Tuesday night, Mark will demo at our regular club meeting where he will demonstrate the "Rock-A-Bye Box". This demo will not be done on Saturday, so you won't want to miss the meeting

2009 First Saturday Shop Crawl Schedule

July 11
 August 1
 September 5
 October 3
 November 7

Lynn Brisette
 To be announced
 To be announced
 To be announced
 To be announced

We can always use volunteer hosts. You don't have to have a fancy shop to host it, just a place for folks to congregate and drink coffee, eat donuts, and maybe for one or two to turn. To volunteer to host a First Saturday Shop Crawl, get in touch with **Len Brisette**.

June First Saturday

Our July First Saturday event will actually be held on Saturday, July 11 at 9:00 AM at **Len Brisette's** shop, 10901 Cade Circle, Austin (512.258.4004).

To get to Len's place, find your way to Anderson Mill Road between US 183 and FM 620. Turn south off Anderson Mill onto Centennial Trail, then right on Sierra Blanca, then left again on Cade Circle to the end of the cul de sac. Note that Centennial Trail is a loop. These instructions are for the easternmost entry to Anderson Mill.

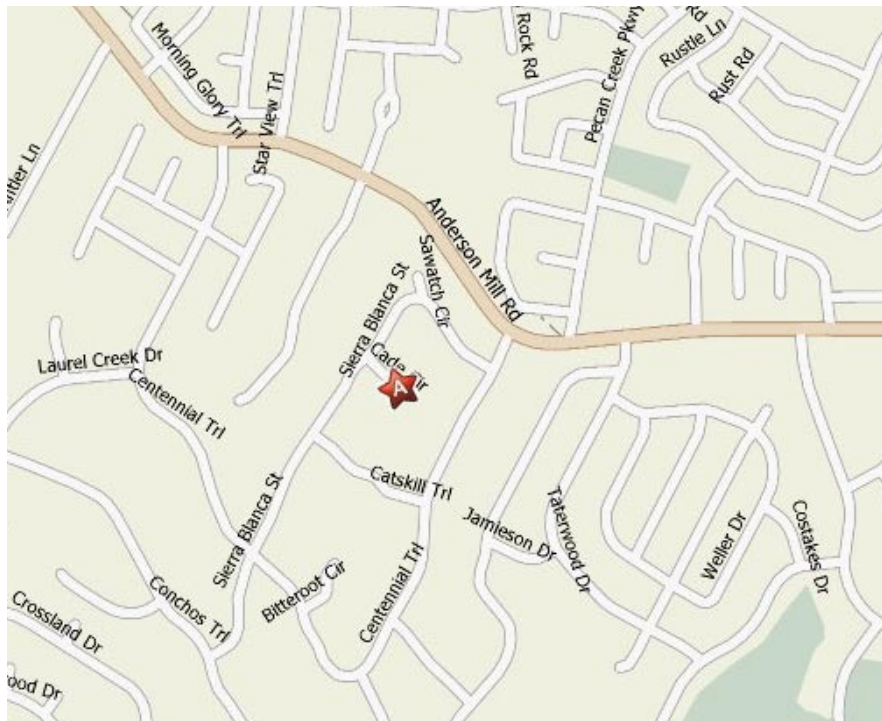
A map is shown below, and you can always call if you get lost.

Photos

Photographs for this month's **Chip Pile** were provided by **Charlie Kay**. If you have digital photos that you would like to have considered for use in the newsletter. Send them to the Editor at ckay@austin.rr.com.

Web Site

Check out the CTWA Web Site at www.CTWA.org. If you have comments, suggestions or something for the Gallery, get in touch with **Webmaster Larry Walrath** at larry@larrywalrath.com.



Volunteer Instructors

SOUTH

Bill Hammack 512.282.0832
 (tops, tiny turnings)
 Stacey Hager 512.282.1036
 (basics, spindles, sharpening, hollow vessels)
 Johnny Tolly 512.858.4471
 (basics, open segmented)
 Jimmy Tolly 512.894.0686
 (basics, platters)
 Craig Timmerman 512.288.3598
 (basics, square turning, hollow vessels)
 Charlie Kay 512.295.2144
 (boxes & bottle stoppers)
 H. O. Evans 512.282.2830
 (segmented turnings)
 Jack Besperka 512.261.4682
 (decoration & finishing)

NORTH

Rusty Myers 512.218.1606
 (basics, boxes, kitchen ware)
 Frank Miller 512.335.4768
 (basics, spindles, skew, tops)
 Judy Williams 512.836.7897
 (spindles)
 Jim Spano 512.835.5023
 (novelty items, tops, shop gadgets)
 Len Brisette 512.258.4004
 (bowls, platters, sharpening)

ROUND ROCK

Larry Walrath 512.255.5379
 (big vessels, bowls and platters)
 Ed Roberts 512.255.3294
 (basics, platters)

LOCKHART/SAN MARCOS

David Dick 512.357.6517
 (basics, spindles, architectural)



AAW Symposium
 Carpooling

President **Clyde Little** is encouraging attendance by CTWA members at this year's AAW Symposium, June 26 - 28 in Albuquerque, New Mexico. Some of those attending may choose to bring along family and/or combine the trip with some sightseeing in New Mexico. However, others may be looking for ways to reduce the cost of the trip by sharing a ride to Albuquerque. Clyde has volunteered to coordinate putting folks together to share transportation to the Symposium.

June First Saturday

Twenty-five or so members and visitors showed up at American YouthWorks on June 6. After a bit of camaraderie, we all trudged out to look at where AYW is planning additional buildings, including a maintenance shop. Back inside, **Stacey Hager** was making a mess turning a mesquite log on a mini-lathe, and eventually starting a goblet. **Drew Shelton** took over to finish the goblet, only to have it blow up on him due to a defect in the wood. The ever inventive **Jim Spano** was busy turning out Spano Buds with his skew and a green limb from a mimosa tree. Frank Miller also spent some time at a lathe, but other than that, it was mostly a day for jawing.

When the session was done, eight of us went to Hyde Park Bar & Grill for some lunch. All in all, a good day.



An Egg in a Goblet?

President Clyde Little has announced his second President's Challenge of 2009. He has challenged us to turn a chalice or goblet with an egg or sphere fitted inside it. Kinda makes you wonder what else Clyde puts in his goblets, doesn't it?

Specific rules are as follows:

the stem must be at least as long as the bowl is tall

the egg or sphere must fit inside the bowl of the goblet

there are no restrictions on size, shape, materials, design, finish, etc.

Clyde says he is looking for the unusual, the elegant or something he hasn't thought of yet. So let your mind run amok and surprise him.

First and second prices will be given in three categories:

Overall Presentation (quality of turning, design, finish and overall look)

Originality

Shape and quality of best egg and best sphere

The competition will take place at the June 16 club meeting, so you'd best get on with planning your design and get to turning.

There has been no turning in my shop in nearly a month now. Major changes are underway in my life. The house went on the market last week, after several weeks of prepping things, making minor repairs and touching up paint. That sounds simple, but as those of you who have sold a house know, many, many hours go into getting things ready.

I have already made two trips to the dump and one to the Habitat Restore, and have not even begun to work on the shop. There will be at least another load each to the dump and to the Restore. I have burned most of the spoiled wood I had stashed outside, and need to get to the rest as

well as the spoiled wood in the shed soon, before a new burn ban is in place.

I will have to significantly downsize my shop. For sure, the cabinet saw, planer and jointer have to go, and are listed in the Classified Ad section. Giving those tools up won't be so painful. I still use them occasionally, but have largely given up doing flat work. I will probably have to get rid of a bunch of hand tools and my big compressor and dust collector, although I am not ready to make those decisions yet. I know that I will have to get rid of a lot of wood. When I get everything sorted out and some decisions made, I will have an open shop, with some things to sell and some wood to give away. I'll let everyone know when the time comes.

Meanwhile, I am trying to talk myself into turning a goblet and an egg in the four days I have left before the meeting on Tuesday. I have a couple of good ideas, but we will see how well I am able to execute them.

I had really hoped to go the AAW Symposium in Albuquerque and may still decide to even though I have waited so long that I can only register at the door. My life is just so complicated right now that I don't know if I can manage it. I particularly wanted to go this year as the event is in one of my favorite parts of the US, northern New Mexico. I could certainly live there. I guess I need to make up my mind in the next week or so.

Meanwhile, if you know anyone who is looking for a nice country place with five acres where horses are acceptable and there are lots of big live

oaks and cedar elms with a primo woodshop, tell them to check out www.100matzig.com.

Keep on turning,

Charlie Kay

Membership in CTWA

New members are welcome to join CTWA at any time. All you need is an interest in woodturning. Dues are \$35.00 per year, or \$3.00 per month, prorated for new members joining during the year. AAW dues are \$45.00 per year for individuals and \$50.00 for families. CTWA also strongly encourages all of our members to join the American Association of Woodturners (AAW). For that, you get a first class quarterly magazine, **American Woodturner**, with excellent articles on woodturning and woodturners, amply illustrated with color photographs. For more information, go to www.woodturner.org.

To learn more about membership or if you want to join CTWA, contact our Membership Chairman:

Jim Spano
11904 Glenda Court
Austin, TX 78753
jimjoy@austin.rr.com
512.835.5023

Calendar

The calendar listings are an attempt to keep you up to date on upcoming CTWA events, as well as other events of particular interest to woodturners.

June 16 - 7:00 to 9:00 PM
CTWA Meeting - American YouthWorks

July 11 - 9:00 AM to Noon
First Saturday - Lynn Brissette's Shop

July 18 - 9:00 AM to 5:00 PM
Mark St. Leger Demos

July 19 & 20 - 9:00 AM
Mark St. Leger Beginner Class

July 21 - 7:00 PM to 9:00 PM
CTWA Meeting - American YouthWorks

July 21 & 22 - 9:00 AM
Mark St. Leger Intermediate Class

August 1 - 9:00 AM to Noon
First Saturday - TO BE ANNOUNCED

Aug 18 - 7:00 PM to 9:00 PM
CTWA Meeting - American YouthWorks

Sept 5 - 9:00 AM to Noon
First Saturday - TO BE ANNOUNCED

Sept 15 - 7:00 PM to 9:00 PM
CTWA Meeting - American YouthWorks

CLASSIFIED ADS

Free personal classified ads are available to all members of CTWA to sell, buy or trade woodworking related items. To place an ad, contact Charlie Kay at 512.295.2144 or via E-mail at ckay@austin.rr.com. Ads will be run for two months and then dropped.

FOR SALE: Jet Model JTAS-10 3HP 10" cabinet saw, table extension, HTC fold-down run-out table, Excaliber overhead guard and dust duct, Biesemeyer anti-kickback & splitter, Incra Miter2000 miter gauge, mobile base, 8" Freud dado set and crosscut sled. Current new price for this set-up on Amazon is \$3,400. Will sell the complete set-up for \$1,800.

Delta Model DC33 13" 2HP heavy cast iron planer, extra blade set, roller infeed and outfeed tables, mobile base. \$300.

Atlas Model 6001 6" jointer, new 1HP Baldor motor, mobile base. \$150.

Contact Charlie Kay at 512.295.2144 or ckay@austin.rr.com.

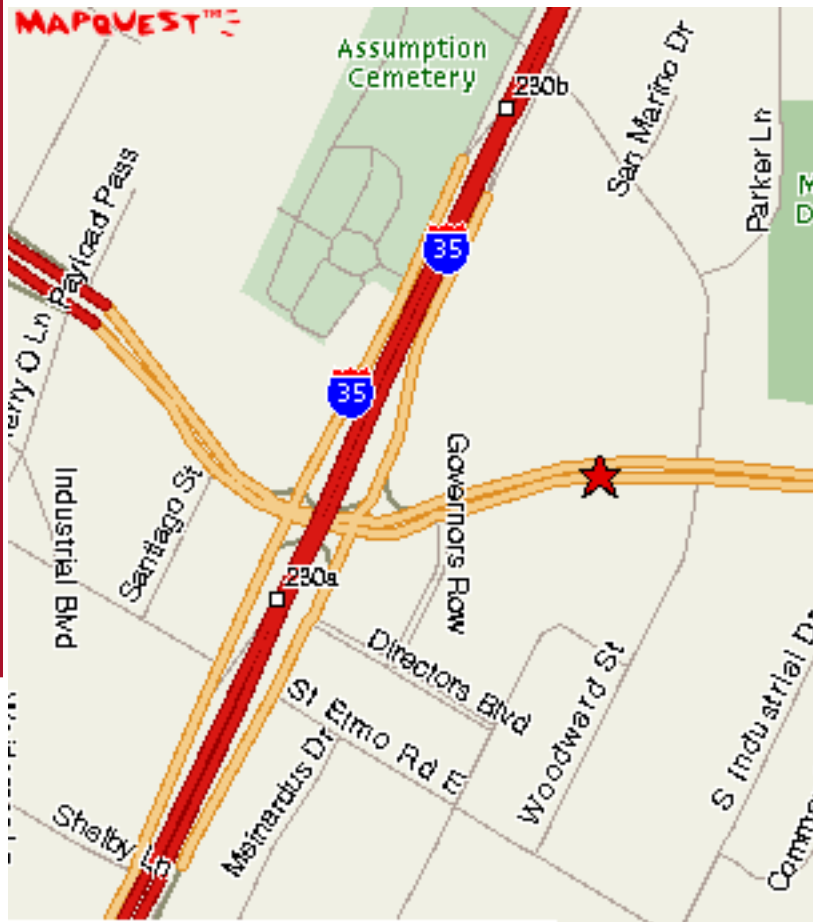
2009 Demonstration Schedule

June 16	Craig Timmerman - Torus Vase
July 21	Mark St. Leger - Rock-a-Bye Box
August 18	To be announced
September 21	To be announced
October 20	To be announced

If you are interested in being a Demonstrator at one of our meetings, or want to suggest a demonstrator, get in touch with **Program Chairman Tim White**.

Meeting Location

The CTWA meets at American Youth-Works, 1901 East Ben White Boulevard (Texas 71) in south Austin. The building is on the south side of Ben White, just east of Interstate 35. The best entry is off Woodward Street, just south of a little strip center. You enter an alleyway into a lighted parking lot. We will enter through the back door. As you drive in, you will see a truck dock in the back of the building with a big roll-up white door. The entryway is just to the right of the truck dock. Folks coming from the north may want to exit I-35 at Woodward and proceed south on Woodward across Ben White.



The Chip Pile

Central Texas Woodturners Association
A chapter of the American Association of Woodturners

Charles Kay, Editor
100 Matzig Cove
Buda, TX 78610-3108

To: