



The Chip Pile

The Newsletter of the Central Texas Woodturners Association

Austin, Texas

A Chapter of the American Association of Woodturners

CTWA Meetings

APRIL MEETING

Tuesday, April 21, 2009

7:00 - 9:00 PM

American YouthWorks - Austin, Texas

1901 East SH 71

(about 1/4 mile east of I-35 on south side of SH 71)

FIRST SATURDAY TURNOUT

The First Saturday Turnout for May will be at 9:00 AM on May 2, at a location to be announced

From the President's Shop

Honing Your Turning Skills

Elsewhere in this issue, you will find information on the Demonstrations and Hands-On Sessions scheduled with nationally known turner **Mark St. Leger**. I would encourage everyone to attend the Saturday full day demonstrations. I think you will all be able to learn some things from him and gain some inspiration for your own turning.

Sunday and Monday will provide hands-on classes for inexperienced turners. I would particularly urge our newer turners to take advantage of this opportunity.

Mark is an experienced teacher and you will learn more in the sessions than you would in a couple of years of trying things yourself and getting advice from our turners.

Speaking of tips and advice from our experienced turners, I remind you that we maintain a roster of volun-

Clyde

March Demo

Finally, if you aren't on our Mentors list, but would like to be called for assistance, get in touch with me and we will add you to the list.

Our March meeting found the irrepressible **H. O. Evans** holding forth on his



favorite turning genre, segmented turnings. As most of you know, Ho is our club master of segmented works. He makes segmented pieces from the very small to the very large and finds inspiration from many places, often from something that he sees on one of the many cruises that he and Mary take.

To Ho, the challenge begins with designing the piece, figuring out all of the angles, cutting schemes and assembly plans. To assist him, he



relies on computer software and numerous jigs, most of his own design.

Suffice it to say that the techniques that Ho discussed and demonstrated were sufficiently complicated that your right-brained scribe didn't get usable



notes. Fortunately, Ho is one of our Mentors and you can look him up in the volunteer Instructors list and give him a call if you want further instruction on the things that he talked about in his program.

Monthly Features

- Calendar, page 8
- Classified Ads, page 8
- Demo Schedule, page 8
- First Saturday, page 8
- Membership Information, page 8
- Shop Crawl Schedule, page 5
- This Month's Program, page 4
- Volunteer Instructors, page 5

The American Association of Woodturners is "Dedicated to Providing Education, Information and Organization to Those Interested in Woodturning." In keeping with the standards of our National Organization, the Central Texas Woodturners Association hereby gives permission for all other woodturning chapters, organizations, magazines and newspapers to use any materials contained herein for the benefit of all woodturners everywhere. We ask that credit be given for the source of the material.

2009 Officers

President

Clyde Little
512.413.6931
clyde2044@yahoo.com

President Elect

Gene Stokes
512.288.3598
gstokes1@austin.rr.com

Program Chairman

Tim White
512.312.2572
twhite601@austin.rr.com

Secretary/Newsletter Editor

Charlie Kay
512.295.2144
ckay@austin.rr.com

Treasurer

Ed Roberts
512.255.3294
eroberts6@juno.com

Membership Chairman

Jim Spano
512.835.5023
jimjoy@austin.rr.com

Webmaster

Larry Walrath
larry@larrywalrath.com
512.255.5379

Audio/Visual Coordinator

Frank Miller
512.335.4768
millerstexas@msn.com

Librarian

David Wolter
512.250.1912
dlwolter@swbell.net

CTWA Web Site
www.ctwa.org

Editorial Information

This newsletter is by and for members. The Editor welcomes any written materials and will provide assistance with getting your information into publishable form if you want. **DEADLINE IS THE FIRST MONDAY OF THE MONTH.** Contact me with your ideas and drafts by phone at 512.295.2144, by E-mail at ckay@austin.rr.com or mail them to:

The Chip Pile
c/o Charles Kay
100 Matzig Cove
Buda TX 78610-3108



Thanks to Ho for an interesting and complete discussion of the ins and outs of segmented turning.



Bring Back

March was a good month to buy Raffle tickets, with lots of items on the table. **James Patterson** was the lucky winner of a natural-edge honey locust closed form turned by **Dave Dick** and finished with Deft.



Bruce Snyder (Lynn Kramer's buddy from New York) took home a set of ambrosia maple coasters turned by **Jim Brinkman**. **David Dick** held



the lucky ticket for a mesquite paper-weight with Texas Star turned by **Peter Hawkins**. **Clyde Little** won a



goblet turned from bamboo by **Lynn Kramer** and finished with Deft. In the



first of many lucky draws, the night's big winner (buying more tickets than everyone else will do that for you!), **Hilda Carpenter** was the lucky winner of a **Dave Dick** bird house, turned from pear and finished with Deft. **Hilda** next took home a red palm and lacewood bowl turned by **Joe Kirk** and finished with Polygel. **Joe Zacarias** took home a screwdriver with a bub-

Show and Tell



inga handle turned and finished with tung oil by **Tim White**.



Finally, in a reprise, it was time to call **Hilda** up twice more. **Robert Waltz** had just upgraded his computer system to a Macintosh and had two programs for designing segmented turnings. Yes, Hilda won both of them. Thanks to Robert for bringing the programs to the raffle.

As is the custom, each of the winners will bring back a turned item to the next meeting.

The Bring Back items should be representative of each person's best work. It should be noted that the Bring Back Raffle is meant to be a fun event. No one is grading you on the quality of your work. Just bring a piece that represents the best that YOU can do. If you don't yet have a lathe or don't feel that you have enough experience, contact one of our Volunteer Instructors to help you prepare a Bring Back piece. So buy a ticket, get involved and have fun.

Steve Green brought along a dyed and carved pecan vase finished with shellac and wax.



Joe Zacarias showed off a mortar and pestle.



Mack Peterson brought three pieces, a segmented bowl of pecan and bamboo, a segmented zig-zag bowl of ambrosia maple and yellow heart and a segmented hollow form of mesquite, maple and bamboo.



Craig Timmerman brought along a piece he called "Intertwined II," turned of mesquite and ebonized Chinese pistache and finished with Deft and Kunos oil. In addition, he shared the pieces that he turned in his classes with Trent Bosch that he described in last month's newsletter.



Johnny Tolly showed a very large open segmented bowl consisting of 751 pieces of walnut, maple and cardinal wood and finished with Deft.



Jerry Whiteaker brought a bowl turned from Texas ash and five bottle stoppers turned some years ago.



Doug Green showed off a box full of pens turned from various materials, both wood and non-wood.



There were a number of other pieces, but unfortunately I am unable to credit them. Somehow, the Gremlins infested the system. Either I managed to lose the description tickets or they got picked up while I was being distracted as the meeting was breaking up. So here are the photos and thanks to those who brought the items. Sorry I cannot include your names.



Business Meeting

There were 52 people at our March 17 meeting, including three visitors. **President Clyde Little** conducted the business meeting.

Clyde reported that **Mark St. Leger** will be our celebrity demonstrator for this year. He will be here from July 18 through July 22. There will be a full day of demonstrations on July 18, two days of Beginner Hands-On classes on July 19 and 20 and two days of Intermediate Hands-On classes on July 21 and 22. In addition, Mark will be our demonstrator for our July 20 regular meeting night.

Johnny Tolly reminded us that the annual Texas Technology Students Association competition is coming up in Waco on May 8, and CTWA has again been asked to supply judges. Johnny also brought up and discussed the Craft Emergency Relief Fund. Get in Touch with Johnny for additional information on these two items.

Jim Brinkman reminded members that he is putting together another CA glue order and requested that you contact him promptly if you want to be in on the order.

April Program

It Ain't Done Until the Finish is Done!

For our April program, we are taking a little different tack. One of the most common questions for turners, particularly early on, is what finish to use. There must be one easy and fast finish that is perfect for all applications. Unfortunately, it isn't that simple. To help you with deciding how and with what to finish your turned pieces, we have turned to a number of our experienced turners to discuss some of the approaches they take.

We will cover many different types of finishes, focusing on finish selection, pros and cons of various finishes, application techniques and safety considerations.

Craig Timmerman will start the discussion with Deft lacquer. **Charlie Kay** will discuss cyanoacrylate (CA) glue as a finish and then discuss water based acrylic finishes. We'll

Photos

Photographs for this month's **Chip Pile** were provided by **Drew Shelton** and **Charlie Kay**. If you have digital photos that you would like to have considered for use in the newsletter. Send them to the Editor at ckay@austin.rr.com.

then move on to oil-based finishes, **Charlie Kay** will present Waterlox followed by **Craig Timmerman** who will cover Livos and walnut oil. **Jack Besperka** will discuss other oil based finishes and considerations, and then polyurethane and other varnishes. **Tim White** will give a short presentation on friction polishes. To wrap up, **Charlie Kay** will cover buffing.



until late. We weren't able to get photos of the individual winning entries. Here are photos of the entries, however, in the two big racks that Clyde made to display them.

Thanks to all of you who participated and shared your creativity with us.

Volunteer Instructors

SOUTH

- Bill Hammack** 512.282.0832
(tops, tiny turnings)
- Stacey Hager** 512.282.1036
(basics, spindles, sharpening, hollow vessels)
- Johnny Tolly** 512.858.4471
(basics, open segmented)
- Jimmy Tolly** 512.894.0686
(basics, platters)
- Craig Timmerman** 512.288.3598
(basics, square turning, hollow vessels)
- Charlie Kay** 512.295.2144
(boxes & bottle stoppers)
- H. O. Evans** 512.282.2830
(segmented turnings)

NORTH

- Rusty Myers** 512.218.1606
(basics, boxes, kitchen ware)
- Frank Miller** 512.335.4768
(basics, spindles, skew, tops)
- Judy Williams** 512.836.7897
(spindles)
- Jim Spano** 512.835.5023
(novelty items, tops, shop gadgets)
- Len Brissette** 512.258.4004
(bowls, platters, sharpening)

ROUND ROCK

- Larry Walrath** 512.255.5379
(big vessels, bowls and platters)
- Ed Roberts** 512.255.3294
(basics, platters)

LOCKHART/SAN MARCOS

- David Dick** 512.357.6517
(basics, spindles, architectural)

President's Challenge

My Kingdom for a Wine Stopper

President Clyde Little had a lot of participation in his first President's Challenge, with lots of beautiful, unique and off-the-wall bottle stoppers offered up for his perusal.

The winners in the **Unique or Original** category were **Frank Miller** and **Joe Kirk**, with Honorable Mentions to **Craig Timmerman** and **Jim Brinkman**. For **Appearance and Quality**



of **Craftmanship**, the winners were **Bob Duncan** and **Steve Green**, with Honorable Mentions to **Steve Green**, **Tim White**, **Marcia Tolly** and **Charlie Kay**.

In the **Member's Choice** voting, **Craig Timmerman** got the most votes. **Marcia Tolly** and **Jim Brinkman** tied for second. Two of **Joe Kirk's** stoppers and **Steve Green** tied for third.

Because the judging wasn't complete

E-mail

Our way of contacting you to let you know of something on short notice is by E-mail, thus keeping us advised of your current E-mail address is important so that we can get in touch with you. We need that address in two places. It is kept in the roster that gives you the names, addresses and phone numbers of your fellow members. To

keep that list up to date, you need to let **Membership Chairman Jim Spano** know of any changes in your E-mail address. You can contact him at jimjoy@austin.rr.com. The second place we need that number is in the CTWA mass E-mail list maintained by **Webmaster Larry Walrath**. This list lets anyone in the club who has subscribed to the list send an E-mail to all of the members. To be sure that you are on that list and that your E-mail address is current, go to the web site, CTWA.org, and click on Links, then go to the bottom and click on get on the CTWA Mail List.




2009 First Saturday Shop Crawl Schedule

- | | |
|--------------------|-----------------|
| May 2 | To be announced |
| June 6 | To be announced |
| July 4 | To be announced |
| August 1 | To be announced |
| September 5 | To be announced |
| October 3 | To be announced |

We can always use volunteer hosts. You don't have to have a fancy shop to host it, just a place for folks to congregate and drink coffee, eat donuts, and maybe for one or two to turn. To volunteer to host a First Saturday Shop Crawl, get in touch with **Len Brissette**.

April First Saturday

Some 24 folks showed up at **Jim Spano's** ultra compact shop in north Austin. Somehow, the incredibly clever Spano has fit a completely outfitted shop into one half of a double garage, with storage for wood and other items in the other half. As expected, there was as much interest in Jim's clever jigs and devices. He has set up one lathe with his mandrel for turning pens for the fillers from Bic pens. **Charlie Kay** and **Drew Shelton** tried that rig out. Several others, including **Bob Hrehor**, tried their hand at turning some stuff. We were privileged to have **Bill Kingsbury** of Beloit, Wisconsin, visit us for the second year in a row. Bill brought a bunch of wood cut in the North Woods to trade for local central Texas woods. Somehow, this was one of the First Saturday sessions more devoted to talking than to turning, but that's okay. When we were done, ten or so of us went to Chuy's for some Tex-Mex.



Mark St. Leger

Mark St. Leger has been confirmed for our guest demonstrator for this year. Mark has been an active demonstrator and workshop leader for turning clubs throughout the country, as well as demonstrating at many regional and national symposia. Some of you may have caught one or more of his demonstrations at the 2008 SWATurners Symposium in Waco. He is currently on the faculty list of Arrowmont School of the Arts in Tennessee, Appalachian Center for Craft in Tennessee, Peters Valley Craft Center in New Jersey, and the John C. Campbell Folk School in North Carolina. Mark also finds satisfaction in teaching woodturning courses for a local college. His work has been shown at many venues and is in private collections.

You can find more information on Mark St. Leger in his biography at http://markstleger.com/ArtistStatement/artist_statement.htm.

Mark will provide a series of demonstrations on Saturday, July 18, 2009, starting at 9:00 AM at American YouthWorks. Details of those demonstrations will be provided at a later date. The cost for this session is \$20.00, or \$25.00 if you want lunch to be provided. You can sign up for the session by contacting Tim White at 512-853-9604 or by E-mail at twhite601@austin.rr.com. Please register and pay in advance. The deadline for payment will be the June 16 club meeting.

In addition, Mark will also be conducting two Hands-On classes, one for beginners and one for intermediate woodturners. The classes will be at Clyde Little's shop, 14307 Geronimo, Volente, TX 78641. The Beginners class will be held on July 19 and 20, and the Intermediate class will be held July 21 and 22. Details as to what you will need to have for the course and what specific topics will be covered will be made available as soon as they are finalized. The cost for the classes will be \$100 per day. You may register for the classes by contacting Tim White at the E-mail address above. You will need to pay a deposit of \$100 at the regular club meeting immediately after you have registered. The remaining balance will be due at the June 16 regular club meeting. Space will limit participation to eight students in each class, so don't delay in getting signed up for the classes.

TSTA

The Texas Technology Student Association (TSTA) competition is upon us again. This year it scheduled for Friday evening, May 8, at the Convention Center in Waco. As many of you will recall, CTWA members and spouses have assisted with the judging for the past several years.

The TSTA has appreciated our services, and has asked us to assist again this year. I will be asking for names of those who can help out at the meeting on the March 17. The TSTA will provide hotel rooms for the night and a buffet before the judging, as well as drinks for the judges. Remember, spouses are encouraged to help out with the judging. Instructions will be provided and any new volunteer will be paired with someone that has been a judge before.

Johnny Tolly

From the Editor's Desk

I had an odd experience about three weeks ago that those of you who have Oneway lathes might be interested in. I noticed a little rattle while I was roughing some spindle blanks, so I tightened the tailstock and locked it down. As the lathe coasted down when I shut it off, I heard a persistent "tick - tick - tick."

That sounded a little troublesome, so I began to turn the handwheel and got about two thirds of a rotation in when it stopped. I could turn it backwards but not forward. I checked the spindle lock and the indexing lock, but they were both clear and locked.

Now I had a mystery. I removed the spindle lock and pin from the outside end of the headstock and took a little flashlight and looked in the hole as I turned the wheel. One of the Allen screws holding the spindle lock wheel in place had loosened enough to hang on the locked back spindle lock.

I got an Allen wrench and tightened that screw. There are a bunch of these screws on the wheel, alternating with the holes for the spindle lock. All of them were loose, though none so loose as the one that caused the problem. You may want to check those screws on your lathe if you have a Oneway.

I have been turning a diversity of

small projects the last couple of weeks. The visit to Jim Spano's shop got me to turn a bunch of Bic pens. Given that if you buy them in bulk, each filler insert costs you between 35 and 40 cents, these make inexpensive gifts or sales items. Then I got started on bangles. I missed several sales at my last show because I didn't have any more of my largest size. I guess there are more women out there with big hands than I thought there were. Finally, I have turned a bunch of multi-axis bottle stoppers. There has been a lot of interest in them because they are different.

All of which got me to thinking about finishes in preparing for next Tuesday's program. For the bangles, I used tung oil. In my opinion, nothing looks better on (or in?) the wood, but it is one of the most frustrating finishes to use. It seems that it will never cure. Particularly with harder woods, you have to go out and wipe it a couple of times a day for a week or so. Then you let the piece sit for what seems like weeks before it is hard enough to buff out. However, it looks good and works well on items that aren't efficiently finished on the lathe, like the bangles.

The strategy is different for items like pens and bottle stoppers, however. You need a tough finish that you can apply while the piece is on the lathe. You need a finish that will dry quickly, so that you can get on to the next piece. These items will be subject to wet hands and hard use, so the finish underlying the buffed wax. I have tried many things for these applications. Waterlox works pretty well, but it frustrates me because it oxidizes so quickly in the container. Spray lacquer, like Deft, works fairly well, but is a bit of a pain to work with on the lathe. My current favorite finishes for these application are cyanoacrylate glue and water based acrylic. I will talk about both on Tuesday evening.

Keep on turning,

Charlie Kay

Web Site

Check out the CTWA Web Site at www.CTWA.org. If you have comments, suggestions or something for the Gallery, get in touch with **Webmaster Larry Walrath** at larry@larrywalrath.com.

May First Sat-
urday

As this issue of The Chip Pile goes to press, **Len Brissette** has not identified a place for our April First Saturday. He will let us know when everything is set up, either at the April 21 meeting or via an E-mail blast later in the month. Either way, make plans to attend.

Membership in CTWA

New members are welcome to join CTWA at any time. All you need is an interest in woodturning. Dues are \$35.00 per year, or \$3.00 per month, prorated for new members joining during the year. AAW dues are \$45.00 per year for individuals and \$50.00 for families. CTWA also strongly encourages all of our members to join the American Association of Woodturners (AAW). For that, you get a first class quarterly magazine, **American Woodturner**, with excellent articles on woodturning and woodturners, amply illustrated with color photographs. For more information, go to www.woodturner.org.

To learn more about membership or if you want to join CTWA, contact our Membership Chairman:

Jim Spano
11904 Glenda Court
Austin, TX 78753
jimjoy@austin.rr.com
512.835.5023

Calendar

The calendar listings are an attempt to keep you up to date on upcoming CTWA events, as well as other events of particular interest to woodturners.

April 21 - 7:00 PM to 9:00 PM
CTWA Meeting - American YouthWorks

May 2 - 9:00 AM to Noon
First Saturday - TO BE ANNOUNCED

May 19 - 7:00 PM to 9:00 PM
CTWA Meeting - American YouthWorks

June 6 - 9:00 AM to Noon
First Saturday - TO BE ANNOUNCED

June 16 - 7:00 to 9:00 PM
CTWA Meeting - American YouthWorks

July 4 - 9:00 AM to Noon
First Saturday - TO BE ANNOUNCED

July 18 - 9:00 AM to 5:00 PM
Mark St. Leger Demos

July 19 & 20 - 9:00 AM
Mark St. Leger Beginner Class

July 21 - 7:00 PM to 9:00 PM
CTWA Meeting - American YouthWorks

July 21 & 22 - 9:00 AM
Mark St. Leger Intermediate Class

CLASSIFIED ADS

Free personal classified ads are available to all members of CTWA to sell, buy or trade woodworking related items. To place an ad, contact Charlie Kay at 512.295.2144 or via E-mail at ckay@austin.rr.com. Ads will be run for two months and then dropped.

FOR SALE:

Estate Tool Sale

Craftsman 1/4 HP bench grinder, \$35.
Grizzly 6" joiner (heavy duty) with base, \$450. (brand new)
Craftsman Radial arm saw with vacuum system, \$150. (old but in great shape)
De Walt plane dw733 with stand and roll around base, \$500. (brand new)
Ryobi electric hand plane, \$75.
Central Machinery mortising machine, \$80.
170 piece brad point set, \$20.
Many of these tools are brand new or hardly used.

many other tools, bits, etc.
several hand tools
wrenches
screw drivers
brad nailer
miscellaneous screws, nuts and bolts.
volt meters
electric drills

Call Bob Hrehor at 740-0450 for pre-sale appointment.

FOR SALE: Jet Model JTAS-10 3HP 10" cabinet saw, table extension, HTC fold-down run-out table, Excaliber overhead guard and dust duct, Biesemeyer anti-kickback & splitter, Incra Miter2000 miter gauge, mobile base, 8" Freud dado set and crosscut sled. Current new price for this set-up on Amazon is \$3,400. Will sell the complete set-up for \$2,500.

Delta Model DC33 13" 2HP heavy cast iron planer, extra blade set, roller infeed and out-feed tables, mobile base. \$500.

Atlas Model 6001 6" jointer, new 1HP Baldor motor, mobile base. \$250.

Contact Charlie Kay at 512.295.2144 or ckay@austin.rr.com.

2009 Demonstration Schedule

April 21

May 19

June 16

July 21

August 18

Demystifying Finishes - Roundtable

Craig Timmerman - Torus Vase

To be announced

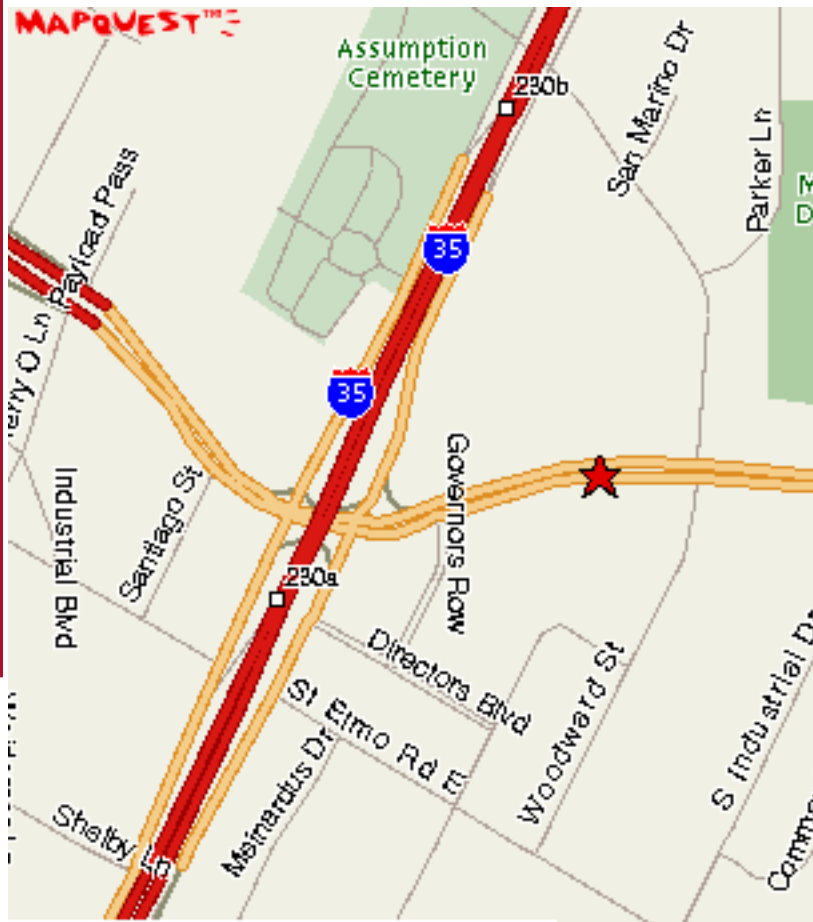
Mark St. Leger

To be announced

If you are interested in being a Demonstrator at one of our meetings, or want to suggest a demonstrator, get in touch with **Program Chairman Tim White**.

Meeting Location

The CTWA meets at American Youth-Works, 1901 East Ben White Boulevard (Texas 71) in south Austin. The building is on the south side of Ben White, just east of Interstate 35. The best entry is off Woodward Street, just south of a little strip center. You enter an alleyway into a lighted parking lot. We will enter through the back door. As you drive in, you will see a truck dock in the back of the building with a big roll-up white door. The entryway is just to the right of the truck dock. Folks coming from the north may want to exit I-35 at Woodward and proceed south on Woodward across Ben White.



The Chip Pile

Central Texas Woodturners Association
A chapter of the American Association of Woodturners

Charles Kay, Editor
100 Matzig Cove
Buda, TX 78610-3108

To: