



The Chip Pile

The Newsletter of the Central Texas Woodturners Association

Austin, Texas

A Chapter of the American Association of Woodturners

CTWA Meetings

FEBRUARY MEETING

Tuesday, February 17, 2008

7:00 - 9:00 PM

American YouthWorks - Austin, Texas

1901 East SH 71

(about 1/4 mile east of I-35 on south side of SH 71)

FIRST SATURDAY TURNOUT

The First Saturday Turnout for March will be at 9:00 AM on March 7, at Doug Green's shop, 23800 Colorado Canyon Drive, Marble Falls

vide for occasional refreshments for special occasions as well as the meat for the Christmas Party dinner. All of these things support the general camaraderie that promotes woodturning for the novice through expert. So please do your part. We will have invoices and envelopes at the next meeting so you can mail your dues to Jim Spano if you like.

angiosperms, which typically have broad leaves and are usually deciduous (i.e., they lose their leaves during winter, like maple, oak, aspen, cherry and ash. Since these woods have vessels, they are also called porous woods. In contrast, softwoods are from the botanical group gymnosperms, which are conifers such as pine, cedar and fir, most of which are most often not deciduous. As these woods lack vessels, they are sometimes called nonporous woods.

I look forward to seeing everyone at the next meeting, where I will be issuing my first President's Challenge at our next meeting. As always your input is most important and appreciated. Let me know what you are thinking.

Clyde

From the President's Shop

Miscellany

DUES ARE DUE

I realize that all expenses are significant these days, but it is also important to support our club financially. Only about half of our members have paid their dues for 2009. I encourage you to be prepared to pay your dues at the next meeting, so we can keep the dues at the low price of \$35 a year. If anyone finds this a hardship, please see me privately and we will figure out how to accommodate you. For your dues, you get a full service club with a fine lathe for demonstrations, up-to-date

video equipment to make the demonstrations clearly visible to all attendees and a large library of DVDs and books to educate you and improve your skills. In addition, the dues subsidize our annual spring guest demonstrator/teacher. These sessions (Michael Mocho last year) broaden your woodturning skills. Finally, the dues pro-

Board Meeting

At our last board meeting we discussed the club mentoring program and agreed that we need to update the list. We also need to add more names to that list. You do not need to be an expert turner to be on the list. If you are accomplished in any specific area or areas of turning, that qualifies you to be on the list. Please E-mail me to be added to the list. We would like volunteers in all areas so that we can pair up people in similar geographic areas. If you are a new member and would like an introduction to one or more of the mentors please contact me by phone or E-mail or at the next meeting. We are also considering an all-day First Saturday which might include lunch, a wood auction and tool exchange.

Hardwood versus Softwood

Did you know that hardwood does not necessarily refer to the hardness of the wood? In reality, some softwoods are harder than some hardwoods and vice versa. Hardwood is the term used for trees in the botanical group

January Demo

At our January meeting, **Dave Dick** let us in on the secrets of his natural edge green wood birdhouses. That is, he did, after first making a Bill Hammack tribute birdhouse out of a dowel with a hole drilled in the center.

He started with a section of green pear limb of appropriate size and length with the bark still on. He mounted it between centers by eye, then found the section near

Monthly Features

- Calendar, page 5
- Classified Ads, page 8
- Demo Schedule, page 8
- First Saturday, page 7
- Membership Information, page 8
- Shop Crawl Schedule, page 7
- This Month's Program, page 5
- Volunteer Instructors, page 7

The American Association of Woodturners is "Dedicated to Providing Education, Information and Organization to Those Interested in Woodturning." In keeping with the standards of our National Organization, the Central Texas Woodturners Association hereby gives permission for all other woodturning chapters, organizations, magazines and newspapers to use any materials contained herein for the benefit of all woodturners everywhere. We ask that credit be given for the source of the material.

2009 Officers

President

Clyde Little
512.413.6931
clyde2044@yahoo.com

President Elect

Gene Stokes
512.288.3598
gstokes1@austin.rr.com

Program Chairman

Tim White
512.312.2572
twhite601@austin.rr.com

Secretary/Newsletter Editor

Charlie Kay
512.295.2144
ckay@austin.rr.com

Treasurer

Ed Roberts
512.255.3294
eroberts6@juno.com

Membership Chairman

Jim Spano
512.835.5023
jimjoy@austin.rr.com

Webmaster

Larry Walrath
larry@larrywalrath.com
512.255.5379

Audio/Visual Coordinator

Frank Miller
512.335.4768
millerstexas@msn.com

Librarian

David Wolter
512.250.1912
dlwolter@swbell.net

CTWA Web Site

www.ctwa.org

Editorial Information

This newsletter is by and for members. The Editor welcomes any written materials and will provide assistance with getting your information into publishable form if you want. **DEADLINE IS THE FIRST MONDAY OF THE MONTH.** Contact me with your ideas and drafts by phone at 512.295.2144, by E-mail at ckay@austin.rr.com or mail them to:

The Chip Pile

c/o Charles Kay
100 Matzig Cove
Buda TX 78610-3108

Keeping Austin Turning Since 1988

the center that was running closest to true and identified this as the section that he would leave to form the natural edge rim of his birdhouse roof. He then rounded the two ends, leaving a



section in the middle with the bark still on it and turned a tenon for the chuck on each end. He parted off the longer of the two rounded ends to reserve to make the body.

He then chucked the shorter piece and proceeded to make the roof. He



first cut a tenon on the bottom that would allow it to fit into the bottom of the birdhouse and drilled a depth hole using a drill bit chucked in the tail stock. After shaping the roof, Dave hollowed the inside using a spindle



gouge, with the tool rest set very low and the handle down on the gouge. He hollows from the center hole. This technique allows him to hollow quickly, cutting both coming out of the box and going back in. Once the hollowing is complete, the outside of the roof is refined and the piece parted off.

The bottom blank is mounted in the chuck and hollowed after setting the diameter at the top to fit snugly on the roof tenon. The technique is exactly the same as for the roof, except that an entry hole for the bird is drilled before hollowing begins. Dave does not put a perch below the

hole. When the hollowing is done, the outside is refined and parted off.



Snap the two parts together, put in a couple of tiny screws to keep the parts together and put a hanger eye in the center of the roof and, *voila!*, you have a birdhouse. Or is that a small hollow stool with no legs? That makes it even easier to get it not to wobble.

Great job Dave, and we expect to see birdhouses showing up at Show and Tell soon.

Bring Back

The January meeting showed a flood of Bring Back items. Thanks to all who contributed.

James Patterson was the lucky winner of a mallet turned by **Dale Pyeatt**. **Hilda Carpenter** took home a clock turned by **Doug Green**. **David Dick** held the lucky ticket for Christmas ornament turned



by **Johnny Tolly**. A **Mystery Person** won an ebonized cherry bowl turned by **Peter Hawkins**. Finally, **Bob**



Duncan took home a lidded container turned by **Bob Waltz**.

As is the custom, each of the winners including **Mystery Person** (you know who you are, even if the Editor doesn't) will bring back a turned item to the next meeting.

The Bring Back items should be repre-

representative of each person's best work. It should be noted that the Bring Back Raffle is meant to be a fun event. No one is grading you on the quality of your work. Just bring a piece that represents the best that YOU can do. If you don't yet have a lathe or don't feel that you have enough experience, contact one of



our Volunteer Instructors to help you prepare a Bring Back piece. So buy a ticket, get involved and have fun.



Show and Tell

Blair Feller brought along a pair of bowls.



Bob Elfant showed off two segmented lidded vessels, one of laminated construction timber.



Dave Dick brought his jig for turning twenty half spindles, complete with spindles mounted, as well as some custom tools he uses.



Someone brought along a goblet with captured rings turned by **David Elliott**, our guest from England at our January First Saturday.



Doug Green showed a pair of pens and a railroad car.



Ed Roberts brought four Christmas ornaments and a pair of walnut bowls.



Jim Brinkman showed off a plate with carving and a segmented container.



Jim Spano showed a pair of hollow vessels and a pair of multi-axis plates.

Bob Waltz brought a mesquite and maple box.



Ovis Vestal brought a segmented jar with lid and a segmented mahogany and maple bowl.

Steve Green brought along an ash platter, a cocobolo box, a finial box and a holly and ebony box.



Joe Kirk brought along some Christmas ornament wine stoppers.



Johnny Tolly needed a table to himself to show off his shop-made thickness gauges, his ornament set-up, a number of ornaments and a negative center ornament.

Peter Hawkins showed off a mesquite hollow form with a huge void in it, a one piece natural edge burl bowl and platter and a shallow bowl.



Business Meeting

President Clyde Little conducted the business meeting.

The big announcement was that **Frank Miller** had purchased two new TV monitors for the club. He and **Stacey Hager** modified the stands and **Orlando Banos** delivered them. Since the new set-up took some time, the meeting began with the Instant Gallery. The results were definitely worth the wait, however.



New name tags were available for every member, so that we can get better acquainted. Thanks to **Membership Chairman Jim Spano** for making them.

First Saturday next month will be a **Jim Brinkman's** on February 7. However, we need volunteers for the rest of the year. Contact Len Brissette if you can host a First Saturday.

Contact **Program Chairman Tim White** with ideas for demonstrators or demonstration topics. If you would be willing to demonstrate, give Tim a call or an E-mail.

Our program for the March meeting will be Finishes and will be a round-table discussion moderated by **Len Brissette**. Give Len a call or an E-mail so he will know what type of finish you plan to share.

Marcia Tolly had CTWA Cookbooks available from the 2008 Christmas Party.

The following new DVDs have been added to the Library:

Russ Fairfield
Finishing Secrets (three DVDs)

Lyle Jamieson
Bowl Basics the Easy Way (two DVDs)

Rex Burningham and Kip Christensen
Woodturning Projects

Betty Hager

February Program

There Has to be an Easier Way

Our February meeting program will be a round-table discussion on Jigs & Fixtures moderated by Len Brissette. We're asking any of you who have some interesting jigs or home-made tools to bring them to the February meeting and discuss the basic concepts behind them. This should be a source of great ideas to simplify your life in the shop. So look around at the little things you have

put together to make things easier to do and bring them along.

Tim White

E-mail

Our way of contacting you to let you know of something on short notice is by E-mail, thus keeping us advised of your current E-mail address is important so that we can get in touch with you. We need that address in two places. It is kept in the roster that gives you the names, addresses and phone numbers of your fellow members. To

keep that list up to date, you need to let **Membership Chairman Jim Spano** know of any changes in your E-mail address. You can contact him at jimjoy@austin.rr.com. The second place we need that number is in the CTWA mass E-mail list maintained by **Webmaster Larry Walrath**. This list lets anyone in the club who has subscribed to the list send an E-mail to all of the members. To be sure that you are on that list and that your E-mail address is current, go to the web site, CTWA.org, and click on Links, then go to the bottom and click on get on the CTWA Mail List.

Web Site

Check out the CTWA Web Site at www.CTWA.org. If you have comments, suggestions or something for the Gallery, get in touch with **Webmaster Larry Walrath** at larry@larrywalrath.com.

Photos

Photographs for this month's **Chip Pile** were provided by **Drew Shelton** and **Gene Stokes**. If you have digital photos that you would like to have considered for use in the newsletter. Send them to the Editor at ckay@austin.rr.com.

Calendar

The calendar listings are an attempt to keep you up to date on upcoming CTWA events, as well as other events of particular interest to woodturners.

February 17 - 7:00 to 9:00 PM
CTWA Meeting - American YouthWorks

March 7 - 9:00 AM to Noon
First Saturday - Doug Green's Shop

March 17 - 7:00 PM to 9:00 PM
CTWA Meeting - American YouthWorks

April 4 - 9:00 AM to Noon
First Saturday - TO BE ANNOUNCED




April 21 - 7:00 PM to 9:00 PM
CTWA Meeting - American YouthWorks

May 2 - 9:00 AM to Noon
First Saturday - Jim Brinkman's Shop

May 19 - 7:00 PM to 9:00 PM
CTWA Meeting - American YouthWorks

February First Saturday

Some 28 or so folks showed up on a nice spring-like February 7 at **Jim Brinkman's** shop. This included a good many visitors and new turners. Jim was turning coasters out of spalted maple. Others, including **Drew Shelton**, **Stacey Hager**, **Craig Timmerman** and **Jim Spano** were demonstrating basics. **Dave Dick** showed us close-ups of his spindle gouge end-grain hollowing technique and **Frank Miller** was helping folks make CD tops. When we were done, fifteen or so of us went to "the blue place" (Pacific Star) for seafood and Cajun food. Thanks to Jim for hosting us and letting us see his many carvings.



March First Saturday

Our March 7 First Saturday will be at **Doug Green's** shop, 23800 Colorado Canyon, Marble Falls. The address is Marble Falls, but "it's not in Marble Falls!" Doug's place is 15-20 minutes past Lago Vista. Head west on FM 1431 past Lago Vista to Singleton Bend Road and turn left. Follow Singleton Bend until you get to East Singleton Bend Road and turn left. Follow East Singleton Bend to a right on Travis Oaks Drive followed by an immediate right on Brasada. Follow Brasada to Colorado Canyon Drive and take a right. You can enter the gate with

the code 1347. Doug's drive is on the right, with the number, 23800, on a large rock. You can always call at 267-6007 if you get lost. You can go to Mapquest and get the exact location.

Doug invites everyone to bring a pen and he will laser engrave it free to all members. Sounds like a deal.

from the doctor about 4:00 on Friday telling her to stay off that leg until she could have surgery. He arranged an appointment with an orthopedist for Monday afternoon. The orthopedist scheduled surgery for 3:00 on Tuesday, the day of our meeting. I sent E-mails to a number of folks, including those named above, asking them to cover for me if I didn't make the meeting. It was well I did, as she didn't actually get into the operating room until after 5:00.

The orthopedist put a couple of pins in to hold the bone in place while it heals, which should take about three months. She is recovering nicely and getting around pretty much wherever she wants to on her walker. She has really not had any pain with it and is frustrated that he won't let her drive yet. We are thankful that it was no worse.

I have been doing a little turning, but I have been kinda busy for the last month! I have been making a bunch of sea salt boxes. I sold out the four or five I had on hand before Christmas and immediately got calls for a couple of more between Christmas and New Years. I made four more and sold them all within the week, so I need to replace them. I am also started on some more of the inverted funnel salt boxes as I sold out of them as well. I also have to get some more baby rattles turned, as I have sold three of those since the first of the year. With the hit my IRA took with the financial meltdown, I am happy for any little bit of income I can get.

There are a few of our members who are old enough to remember the Great Depression and a lot more of us who were born near the end of it and whose lives were greatly influenced by it because of the effects that it had on our parents. There is a new biography of FDR that came out several months ago. It is titled **Traitor to His Class**, by H. W. Brands. Brands is an excel-

lent and very readable author. His discussions of the efforts of FDR and his team in dealing with the desperate economic situation the country was in take a different tack than the many other accounts I have read over the years. If you are interested in that sort of thing, particularly in light of our present difficulties, I would highly recommend this book to you.

It was nice to get 3/4 of an inch of rain over a couple of days this week. Nice, but far from what is needed. A couple of the salt boxes I turned were from a big pecan tree that I blocked up six or seven years ago. In those pieces, you can clearly see the horrific drought that Texas suffered in the 1950s. There are twelve or thirteen years of growth rings that are 1/32 " or less wide. It is difficult to count them because they are so thin. There is one year in the middle that is a little wider, and folks must have thought that the weather had turned for the better, only to find their hopes crushed the following year. This pitiful run of thin rings is surrounded by rings 1/16 to 3/32 " or more. That was when all of Texas had about the same population as metropolitan Houston does now. I don't like thinking about this any more than I do the financial collapse.

I think I better quit before I get any more dire thoughts.

Keep on turning,

Charlie Kay

From the Editor's Desk

I must begin this month's column by thanking the folks who made it possible. Without notes from **Betty Hager**, photos and identifications from **Gene Stokes** and a DVD of the demonstration ably executed by **Frank Miller** and **Jim Spano**, there would not have been much of a newsletter this month. Many, many thanks to all of you for stepping up on very short notice.

Janie had fallen on the previous Thursday evening and broken her hip, although she didn't know that at the time. A trip to the doctor and x-rays revealed the damage and she got all call

2008-09 First Saturday Shop Crawl Schedule

March 7	Doug Green
April 4	To be announced
May 2	To be announced
June 6	To be announced
July 4	To be announced
August 7	To be announced

We can always use volunteer hosts. You don't have to have a fancy shop to host it, just a place for folks to congregate and drink coffee, eat donuts, and maybe for one or two to turn. To volunteer to host a First Saturday Shop Crawl, get in touch with **Len Brissette**.

Volunteer Instructors

SOUTH

Bill Hammack	512.282.0832
Stacey Hager	512.282.1036
Johnny Tolly	512.858.4471
Jimmy Tolly	512.894.0686
Craig Timmerman	512.288.3598
Charlie Kay	512.295.2144
(boxes & bottle stoppers)	
H. O. Evans	512.282.2830
(segmented turnings)	

NORTH

Rusty Myers	512.218.1606
Frank Miller	512.335.4768
Judy Williams	512.836.7897

ROUND ROCK

Larry Walrath	512.255.5379
---------------	--------------

LOCKHART/SAN MARCOS

David Dick	512.357.6517
------------	--------------

Membership in CTWA

New members are welcome to join CTWA at any time. All you need is an interest in woodturning. Dues are \$35.00 per year, or \$3.00 per month, prorated for new members joining during the year. AAW dues are \$45.00 per year for individuals and \$50.00 for families. CTWA also strongly encourages all of our members to join the American Association of Woodturners (AAW). For that, you get a first class quarterly magazine, **American Woodturner**, with excellent articles on woodturning and woodturners, amply illustrated with color photographs. For more information, go to www.woodturner.org.

To learn more about membership or if you want to join CTWA, contact our Membership Chairman:

Jim Spano
11904 Glenda Court
Austin, TX 78753
jimjoy@austin.rr.com
512.835.5023

2008 Demonstration Schedule

February 17	Jigs & Fixtures - Roundtable Discussion
March 17	H. O. Evans
April 21	Demystifying Finishes - Roundtable
May 19	To be announced
January 20, 2009	To be announced

If you are interested in being a Demonstrator at one of our meetings, or want to suggest a demonstrator, get in touch with **Program Chairman Gene Stokes**.

CLASSIFIED ADS

Free personal classified ads are available to all members of CTWA to sell, buy or trade woodworking related items. To place an ad, contact Charlie Kay at 512.295.2144 or via E-mail at ckay@austin.rr.com. Ads will be run for two months and then dropped.

FOR SALE:

Estate Tool Sale

Craftsman 1/4 HP bench grinder, \$35.
Grizzly 6" joiner (heavy duty) with base, \$450. (brand new)
Craftsman Radial arm saw with vacuum system, \$150. (old but in great shape)
De Walt plane dw733 with stand and roll around base, \$500. (brand new)
Ryobi electric hand plane, \$75.
Central Machinery mortising machine, \$80.
170 piece brad point set, \$20.
Many of these tools are brand new or hardly used.

many other tools, bits, etc.
several hand tools
wrenches
screw drivers
brad nailer
miscellaneous screws, nuts and bolts.
volt meters
electric drills

Call Bob Hrehor at 740-0450 for pre-sale appointment.

FOR SALE: Jet Model JTAS-10 3HP 10" cabinet saw, table extension, HTC fold-down run-out table, Excaliber overhead guard and dust duct, Biesemeyer anti-kickback & splitter, Incra Miter2000 miter gauge, mobile base, 8" Freud dado set and crosscut sled. Current new price for this set-up on Amazon is \$3,400. Will sell the complete set-up for \$2,500.

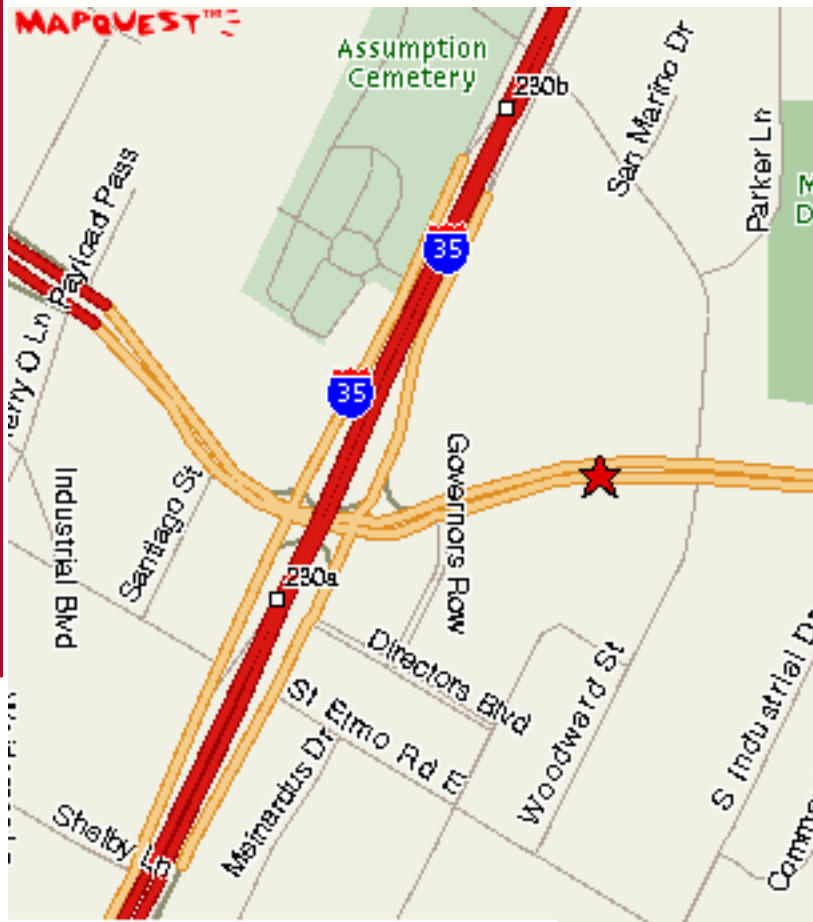
Delta Model DC33 13" 2HP heavy cast iron planer, extra blade set, roller infeed and out-feed tables, mobile base. \$500.

Atlas Model 6001 6" jointer, new 1HP Baldor motor, mobile base. \$250.

Contact Charlie Kay at 512.295.2144 or ckay@austin.rr.com.

Meeting Location

The CTWA meets at American Youth-Works, 1901 East Ben White Boulevard (Texas 71) in south Austin. The building is on the south side of Ben White, just east of Interstate 35. The best entry is off Woodward Street, just south of a little strip center. You enter an alleyway into a lighted parking lot. We will enter through the back door. As you drive in, you will see a truck dock in the back of the building with a big roll-up white door. The entryway is just to the right of the truck dock. Folks coming from the north may want to exit I-35 at Woodward and proceed south on Woodward across Ben White.



The Chip Pile

Central Texas Woodturners Association
A chapter of the American Association of Woodturners

Charles Kay, Editor
100 Matzig Cove
Buda, TX 78610-3108

To: