



# The Chip Pile

The Newsletter of the Central Texas Woodturners Association

Austin, Texas

A Chapter of the American Association of Woodturners

CTWA Meetings

## OCTOBER MEETING

Tuesday, October 18, 2007

7:00 - 9:00 PM

American YouthWorks - Austin, Texas

1901 East SH 71

(about 1/4 mile east of I-35 on south side of SH 71)

## FIRST SATURDAY TURNOUT

The First Saturday Turnout for November on November 3, at 9:00 AM at Dennis Sneed's shop, 4102 Lovebird Lane, Austin .

From the President's Shop

## Time to Pay the Rent

We "pay" for our free meeting room and lathe storage by teaching pen turning to the YouthWorks students and by donating turned items for their annual fund raising auction. This year's auction is November 8th, and I encourage everyone to donate a piece. We're talking top-shelf items here. The patrons of this event pay generously for the tables at which they sit and can also be expected to bid generously. I know this is a lot easier said than done. I don't do as much turning as I'd like. I don't produce many shelf-worthy items and most of what I do produce I give away. The ones that are my favorites will have to be pried from

my cold, dead fingers. But I will man-

age to come up with something.

I feel I should say something about SWAT. I'm writing this before the event, but by the time you read this, it will be over. I've been practicing turning femispheres for my first time as a SWAT demonstrator. I hope that many of you were able to attend the event. I'm sure it will be a hot topic at our October meeting.

Speaking of the October meeting, we will vote on 2008 officers at that time. As President-elect, **Craig Timmerman** will automatically become president. So far, all of the others are running unopposed, so voting will simply be a formality (unless someone else wants to step up!). **Clyde Little** will run for President Elect, **Jim Spano** will run for Membership Chairman, and **Ed Roberts** will run to continue as Treasurer. **Charlie Kay** will, of course, run to continue in his position as newsletter-editor-for-life. **Gene Stokes** will run to continue as Program Chairman, but new for 2008

## Monthly Features

- Calendar, page 5
- Demo Schedule, page 7
- First Saturday, page 6
- Membership Information, page 4
- Shop Crawl Schedule, page 6
- This Month's Program, page 4
- Volunteer Instructors, page 7

will be an "apprentice" position to help Gene, and this person will then be the Demonstration chairman for 2009. **Curtis Turner** has agreed to take on this role. Thanks to all of our volunteers for taking the responsibility to keep our club running smoothly.

Drew

September Demo

## The Dot on the I

We all know that the word isn't finished until the i's are dotted and the t's crossed. Somehow, however, we often seem to forget that with our turnings. We have a nice piece of wood, a nice shape and the technique to



achieve a nice finish off the tool. Then we slack off on sanding and finishing. The fun work is done and the rest will take care of itself.

That isn't so, of course; it is called finishing for a reason. **Jack Besperka** consistently shows off beautiful turned pieces. His shapes are great, thanks to the effort he puts into drawing out his designs before he starts. He also uses lots



The American Association of Woodturners is "dedicated to Providing Education, Information and Organization to Those Interested in Woodturning." In keeping with the standards of our National Organization, the Central Texas Woodturners Association hereby gives permission for all other woodturning chapters, organizations, magazines and newspapers to use any materials contained herein for the benefit of all woodturners everywhere. We ask that credit be given for the source of the material.

# 2007 Officers

## President

Drew Shelton  
512.863.4651  
dcshelton@gmail.com

## President Elect

Craig Timmerman  
512-288-3598  
craig@heartoftexaschorus.org

## Program Chairman

Gene Stokes  
512.288.3598  
gstokes1@austin.rr.com

## Secretary/Newsletter Editor

Charlie Kay  
512.295.2144  
ckay@austin.rr.com

## Treasurer

Ed Roberts  
512.255.3294  
eroberts6@juno.com

## Membership Chairman

Clyde Little  
512.413.6931  
clyde2044@yahoo.com

## Webmaster

Larry Walrath  
512.255.5379  
larry@larrywalrath.com

## Audio/Visual Coordinator

Frank Miller  
512.335.4768  
millerstexas@msn.com

## Librarian

Betty Hager  
512.282.1036  
staceyhager@hotmail.com

## CTWA Web Site

[www.ctwa.org](http://www.ctwa.org)

## Editorial Information

This newsletter is by and for members. The Editor welcomes any written materials and will provide assistance with getting your information into publishable form if you want. **DEADLINE IS THE FIRST MONDAY OF THE MONTH.** Contact me with your ideas and drafts by phone at 512.295.2144, by E-mail at [ckay@austin.rr.com](mailto:ckay@austin.rr.com) or mail them to:

**The Chip Pile**  
c/o Charles Kay  
100 Matzig Cove  
Buda TX 78610-3108

of innovative decoration techniques, such as carving, bleaching, dying or painting. But most of all, he finishes the piece.

Jack spent his time acquainting us with the many types of finishes we have to choose from as woodturners, including waxes, linseed oil and tung oil based wiping oils, shellac, lacquers, water based finishes and varnishes. All of them have their pluses and minuses.

Waxes and oils are easy to apply and really give a nice look, but are best used on pieces that won't be handled a lot and won't be exposed to water. On the other hand, both are easy to renew. Shellac is also easy to apply and provides more handling protection, but is intolerant of alcohol and not very good with water contact.

Lacquers offer more protection against handling and water, but are harder to



apply and need breathing protection for the person applying them. They also often give a bit of the look of plastic, which some find unacceptable.

Oil based varnishes have the highest solids contents and as a consequence offer excellent protection. They do require more time and more effort to get a fine finished finish.

Jack wound up his presentation by telling us how to finish the finish, by such things as sanding lightly between coats, buffing with tripoli and white diamond and finishing off with a buffed on coat of carnauba wax.

Thanks, Jack, for an interesting and informative discussion. Now maybe

more of us can dot the i's and cross the t's and wind up with truly finished pieces.

## Bring Back Raffle

**Rich Fleming** was the lucky winner of an ash hollow form, turned by **Johnny Tolly** and finished with walnut oil and wax. **Dave Dick** took home a mesquite and maple burl box with silver trim turned by **Joel Crabbe** and finished with lacquer. **Richard Anderson** was the winner of an IOU from **John Thompson**.



As is the custom, each of the winners will bring back a turned item to the next meeting. The Bring Back items should be representative of each person's best work.

It



should be noted that the Bring Back Raffle is meant to be a fun event. No one is grading you on the quality of your work. Just bring a piece that represents the best that YOU can do. If you don't have a lathe or feel like you have enough experience, contact one of our Volunteer Instructors to help you prepare a Bring Back piece. So buy a ticket, get involved and have fun.

## Show and Tell

**Gary Roberts** brought along three Christmas ornaments incorporating sea urchin shells with ebony, acrylic and cutting board turned pieces. The three were nicely displayed on a multipiece turned mesquite stand.

**Johnny Tolly** showed off a natural edge winged mesquite bowl finished with walnut oil and wax and a mesquite table lamp finished



with lacquer for his and Marcia's tenth grandchild, expected in early October.




Brazos Valley club.

**Stacey Hager** brought a pair of bowls turned from highly figured ash and finished with Waterlox and a tall thin natural edge vase turned from pecan



**Dave Dick** brought pieces that explored the extremes of spindle turning, with three architectural pieces



with no finish on it yet. He also brought the enormous boring bar he used to hollow it. He made the bar



about eight feet tall and a tiny finial for use on a box.

another take on segmented turnings, this one involving elliptical sections and turning lots of air. The piece is made of 162 pieces of walnut, maple, spalted maple, wenge, rosewood, bloodwood and



**Charlie Kay** brought along a pair of small boxes, one of walnut with a red jasper mosaic inlay and the other of lemonwood,

himself.



**Joel Crabbe** showed off a mesquite and



with a black palm inlay, both finished with Waterlox and buffed.



bubinga.

**Curtis Turner** brought a partially turned and partially flat work stand for his dust collector.

copper box turned from mesquite and finished with lacquer and birdhouse turned from an eight foot 2" X 4" for the President's Challenge in the



**Craig Timmerman** showed off a three new designs that he calls his "Alien" vases. There was a three-axis vase of mesquite, a four-axis vase of spalted hackberry and another four-axis vase of cedar elm. All were finished with linos kumos oil and lacquer.

**H. O. Evans** showed us that his ever creative mind has found yet



**Jim Spano** shared a pair of off-center vases, one of cherry and one of butternut.

October Program

## Four and twenty blackbirds ...

Whether your taste in pie fillings runs to blackbirds or apples, CTWA and AAW founding member **S. Gary Roberts** plans to show us how to make the job of making the crust a bit easier for your favorite pie baker.

The subject of Gary's demo will be an Antique Pie Crust Crimper. This is a fun project that can be made on any size lathe, including a mini-lathe, as a weekend project. It involves some precision drilling, spindle turning and indexing. It takes only a small amount of wood that you could probably carry in your pocket. Once finished and presented to the "Better Half," Gary assures us it will insure a steady serving of apple pie with the fancy crimping on the edges. Now, what could be a better use than that for a weekend project?

Business Meeting

We had 47 attendees at our September 18 meeting, including one visitor.

**President Drew Shelton** reminded members of the President's Challenge set for the October meeting. See the related article elsewhere in this issue for details of the contest and use your creativity to some up with something new.

Drew announced the names of the candidates for officers for 2008:

- President - Craig Timmerman**
- President Elect - Clyde Little**
- Program Chairman - Gene Stokes**
- Secretary - Charlie Kay**
- Treasurer - Ed Roberts**
- Membership Chairman - Jim Spano**
- Webmaster - Larry Walrath**
- A/V Coordinator - Frank Miller**
- Librarian - Betty Hager**

**Steve Gottlieb** reminded us that the SWAT Symposium is scheduled for the first weekend in October in Wichita Falls. He also advised that **Stuart Mortimer**, one of the lead demonstrators at SWAT this year, will be conducting hands-on sessions at Steve's shop on the Monday or Tuesday before SWAT.

Drew reminded us that our donations of turned pieces for the annual

YouthWorks fund raising auction should be brought to the October meeting. These should be high dollar pieces, and are part of our commitment to YouthWorks for allowing us to use their facilities.

Drew advised that dues for 2008 will be handled as the dues for 2007. You should go ahead and pay your AAW dues, either on line or by using the mail-in form that came with the last issue of American Woodturner. Then plan to write a separate check to CTWA for your local dues. As we did last year, if you need help with handling the AAW dues payment, our Membership Chairman will give you a hand.

E-mail

It is your responsibility to see that Membership Chairman **Clyde Little** has your correct E-mail address. You can contact him at [clyde2044@yahoo.com](mailto:clyde2044@yahoo.com). We regularly use E-mail to advise members of important announcements on short notice. If Clyde doesn't have your current E-mail address, we can't contact you.

CTWA Supporters

We don't recognize often enough those businesses that support our club. If you don't already do so, be sure to support those folks that support us, either through discounts or gift certificates.

**Woodcraft**  
**Craft Supplies USA**  
**The Cutting Edge**

Web Site

Check out the CTWA Web Site at [www.CTWA.org](http://www.CTWA.org). If you have comments, suggestions or something for the Gallery, get in touch with **Webmaster Larry Walrath** at [larry@larrywalrath.com](mailto:larry@larrywalrath.com).

Photos

Photographs for this month's **Chip Pile** were provided by **Drew Shelton** and **Charlie Kay**. If you have digital photos that you would like to have considered for use in the newsletter. Send them to the Editor at [ckay@austin.rr.com](mailto:ckay@austin.rr.com).

President's Challenge

Despite what your Editor said in the last issue, the President's Challenge is actually scheduled for the October meeting and not the September Meeting. (At least my entries are already turned!)

President **Drew Shelton** has issued the first Challenge of his fast waning term. Drew wants you to turn a bracelet for the October meeting. The rules seem to be simple, as there are none. You've seen examples of bangle bracelets by several members, but nobody says you have to make a bangle. How you decorate, embellish

or desecrate it is limited only by your imagination. Categories to be devised by the President as he surveys the entries. Prizes, if any, to be awarded at the discretion of the judge, the aforementioned President.

This should be fun, so bring your most creative attempts.

## Membership in CTWA

New members are welcome to join CTWA at any time. All you need is an interest in woodturning. CTWA membership also requires membership in the American Association of Woodturners (AAW). Local dues are \$25.00 per year, or \$2.10 per month, prorated for new members joining during the year. AAW dues are \$40.00 per year for individuals and \$45.00 for families. For that, you get a first class quarterly magazine, **American Woodturner**, with excellent articles on woodturning and woodturners, amply illustrated with color photographs.

To learn more about membership or want to join CTWA, contact our Membership Chairman:

**Clyde Little**  
**14307 Geronimo**  
**Volente, TX 78641**  
[clyde2044@yahoo.com](mailto:clyde2044@yahoo.com)  
512.413.6931

Although it seems like only a month or so to us old guys since we last did this, it is again time to be thinking about officers for 2008. Our usual approach is to nominate candidates at our October meeting and have the election at our November meeting.

Under our By-Laws, **President Elect Craig Timmerman** will become President. In addition, the following folks have agreed

to be nominated to serve as officers for 2008. You will recognize most of these as carryover officers.

**President Elect - Clyde Little**  
**Program Chairman - Gene Stokes**  
**Secretary - Charlie Kay**  
**Treasurer - Ed Roberts**  
**Membership Chairman - Jim Spano**  
**Webmaster - Larry Walrath**  
**A/V Coordinator - Frank Miller**  
**Librarian - Betty Hager**

This slate will be offered at the October meeting. The floor will be open for additional nominations, but if you intend to nominate someone from the floor, you should have their permission in advance. After presentation in October, the election of 2007 officers will take place at the November meeting.

## SWAT 2007 is Big Success

The 2007 SouthWest Association of Turners annual Symposium, held again this year at the Multi-Purpose Event Center in Wichita Falls, Texas, October 4,5,6 and 7 was a big success. Some 525 people were registered for the Symposium, and about 120 turners were represented in the Instant Gallery, quite a number of them from CTWA.

This year, for the first time, there were six Lead Demonstrators, including our own **Stacey Hager**. Thanks to the efforts of Demonstrator Selection Chairman **Craig Timmerman**, there was

also an outstanding slate of Regional Demonstrators, including **Joel Crabbe, Drew Shelton** and **Craig** himself. There was also a record number of vendors in the Trade Fair.

Once again, CTWA played a number of key roles in making the event the success that it was, starting with SWAT Vice-President **Steve Gottlieb**. Keeping things on track were **Betty Hager** and the ever inventive twins, **Jimmy** and **Johnny Tolly**. Among those supporting that effort were **Ed Miller, Jim Spano, Dave Dick, Clyde Little** and **Gene Stokes**. **Frank Miller** ably and promptly solved myriad audio/visual problems and saw that the Two-for-One Raffles came off without a hitch. **Jane Miller** assisted in that by punching the winning numbers into the computer so they could be projected on the screen. I hope this listing is complete. My apologies to anyone I overlooked.

Speaking of the Two-for-One Raffle, CTWA members were well represented in the winners' category. Your intrepid scribe was preoccupied with scanning his own tickets in the first instance and drawing tickets from the **Tolly Bin** in the second instance and thus failed to meet the requirements of his contract to TAKE NOTES so he could report all of the winners. **Clyde Little** was the big winner, with two turnings at the banquet, one of them a Cindy Drozda banksia pod Christmas ornament. **Charlie Kay** also won twice, once in the turning drawing and once in the vendor drawing. Among other CTWA winners were **Jim Spano, Drew Shelton** and **Carolyn Gottlieb**.

As usual, CTWA members did their best to assure that the vendors had a very successful trade show. All of the items purchased were things that we really needed. Ask **Dennis Sneed** and **Drew Shelton** about the Australian burls, **Steve Gottlieb** about the Robust lathe and **Drew** about upgrading his Elbo Tool. So far as I know, no one succumbed to the siren call of the Lindow-White rose engine lathe, though several were sorely tempted, including yours truly.

Once again, the Symposium was a great educational opportunity as well. There was a lot of emphasis this year on enhancing your turnings with lots of different surface treatments. You should soon see things beginning to show up on our Show and Tell table reflecting what folks learned at the demonstration sessions in Wichita Falls.

From what I hear, Joanie Genender's Ladies Program was a big success. I had a number of folks comment to me on how much they enjoyed the Italian

Cooking Class. Could that have been influenced by the wine and the lemon liqueur they prepared?

As exciting as the Instant Gallery, the demonstrations and the trade fair are, one of the real highlights of the annual symposium for returning attendees is the chance to socialize with old woodturning friends from all over the region.

I will try to include some photos from the Symposium in next month's newsletter. There just wasn't time to pull all of that together in time for this issue. I will also be sending photos to SWAT Webmaster **Larry Walrath** to post on the SWAT web site.

Those of you who haven't attended a major symposium should begin making plans to attend next year's SWAT Symposium, It will be in nearby Waco, October 16 through 19, 2008. You will learn a lot and come back inspired to try a lot of new things.



## Calendar

The calendar listings are an attempt to keep you up to date on upcoming CTWA events, as well as other events of particular interest to woodturners.

**October 16 - 7:00 to 9:00 PM**  
 CTWA Meeting - American YouthWorks

**November 3 - 9:00 AM to Noon**  
 First Saturday - Dennis Sneed's shop

**November 20 - 7:00 to 9:00 PM**  
 CTWA Meeting - American YouthWorks

**December 8 - 9:00 AM to Noon**  
 Christmas Party - Frank & Jane Miller's

**No Regular meeting in December**

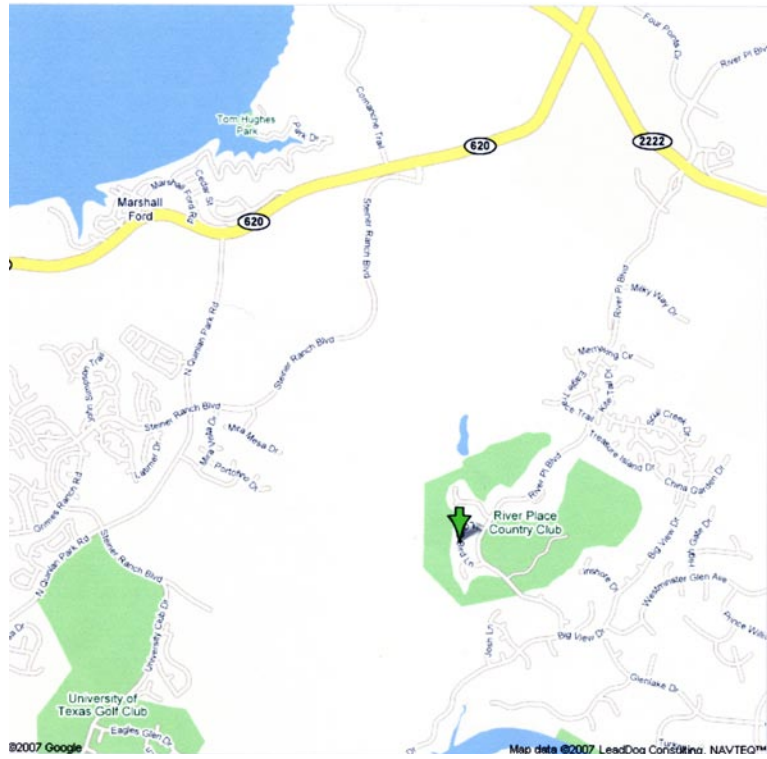
**Jan 5, 2008 - 9:00 AM to Noon**  
 First Saturday - to be announced

**Jan 15, 2008 - 7:00 to 9:00 PM**  
 CTWA Meeting - American YouthWorks

November First Saturday

Our November 3 First Saturday will be held at Dennis Sneed's shop, 4102 Lovebird Lane, Austin. Dennis is a relatively new but enthusiastic turner. He got off to a fast start by attending Michael Hosaluk's Hands-On sessions in the spring. He has a Stubby, so if you haven't turned on a Stubby before, this might be your chance to try one out.

We have a lot of new turners in our club, and these First Saturday sessions are a great chance to get to ask questions and seek pointers on turning, sharpening, tools and techniques. The experienced turners there will be happy to share what they know with you. A number of them may be spending more time talking than turning or teaching, but speak up and you will get a turning tool in their hand quickly.



CTWA Board Meeting

The CTWA Board met at Saigon Kitchen before our September 18 meeting, with President Drew Shelton presiding.

The first item of business was to assure that we had nominees for all offices for 2008. There was also considerable discussion of how to increase the leadership pool for the organization. We have gotten lazy in recent years, as a number of officers agree to continue their tenure. While this is great in that we have experienced folks filling those key positions, it doesn't develop new leaders for the club. The Board agreed to adopt as a policy the intent of replacing as many of those officers every year as possible. To facilitate this, they also adopted a policy of soliciting folks to understudy the key positions to learn what is involved and be pre-

pared to take over that position in the future.

On a similar note, the Board discussed ways to get more people involved in the leadership of SWAT. The Board decided to recommend that the By-Laws be amended to provide that the immediate Past President of CTWA serve as the CTWA representative to SWAT each year, and in that position become a member of the CTWA Board. This would insure that we have continued broad representation in development of SWAT plans and that we continue to have someone represent us who by virtue of his service as President Elect then President is thoroughly aware of what is important to our membership.

Finally, the Board discussed planning for our Featured Demonstrator for Spring 2008. It was agreed that we should identify a prospect as soon as possible and make the necessary arrangements. Incoming President Craig Timmerman will take the lead in

this effort. It has become clear that A-List demonstrators are now often booked a year or more in advance. We were very lucky to get Michael Hosaluk on short notice last spring. In view of that, it was agreed that Craig should also begin efforts to tie down a demonstrator for Spring 2009 as well.

Youthworks Auction

When we originally made the arrangements with American YouthWorks to use their excellent facilities for our meetings, we agreed to provide a number of services in return. In the Spring, we do an all day session helping graduating seniors to turn pens.

In the Fall, YouthWorks holds a big fund raising dinner and auction. The businesses and other attendees at these meetings spend a great deal of money for the tables at the dinner, and supporters of the school drop serious amounts of money on items that have donated for the auction.

The other thing we agreed to do is to supply a number of high end turnings for this option every year. So bring a really nice piece to our October meeting and do your part to show your appreciation for these folks for sharing their facility with us.

2007 First Saturday Shop Crawl Schedule

- November 3
- December 8 (Christmas Party)
- January 5, 2008
- February 2, 2008

- Dennis Sneed**
- Frank & Jane Miller**
- Volunteer Needed**
- Volunteer Needed**

As you can see, we have a serious shortage of sites for this popular event for the rest of the year. You don't have to have a fancy shop to host it, just a place for folks to congregate and drink coffee, eat donuts, and maybe for one or two to turn. To volunteer to host a First Saturday Shop Crawl, get in touch with Len Brissette.

This is likely to be a short column this month. After an exciting but exhausting weekend in Wichita Falls, I arrived home late Sunday night. The Symposium was, of course, the highlight of my weekend, but the drive up on Thursday was not without interest. In about a ten mile stretch south of Lampassas on US 281 I first spotted a dead cougar on the highway verge, followed a few miles later by a pretty good sized wild hog on the other side. That has to be my most exotic road kill sightings since seeing a dead bear cub on the Interstate just south of Chattanooga in the spring of 1996.

I had planned on getting to work on the newsletter right away when I got home, but other things got in the way. There were a couple of unexpected meetings dealing with the ongoing saga of the rock crusher. Why shouldn't it still be going on after four and a half years? Then came a request from my youngest son to come help him replace some rotting siding and trim on his house that ate up a couple of days. Another meeting on Thursday morning, then a crash effort to get this done before the meeting.

Last month, I accidentally finally figured out how to get high resolution photos into the web version of the newsletter without making an impossibly large file size. I hope you could see the difference. Ever since we converted to the web site distribution it has troubled me that you haven't been able to see the excellent quality photographs that you should be able to print out. Now I think we have that solved. Now, with Larry Walrath's forbearance and assistance, I hope to replace the last year's worth of issues on the web site with high resolution versions.

As always, I came home with a bunch of exciting ideas to try out. I was particularly interested in David Marks' demonstration. I have used patination techniques for a number of years on carved rosettes on mirror frames. I have been tempted many times to try gilding a piece with copper, brass or silver and then patinating that, but have always shied away from it because of the finicky instructions that seem to always be attached to the gilding process. David convinced me that you don't have to worry about that if you are going to be patinating. Any tearing and irregularity will just enhance the effect. I am anxious to

try gilding and patinating. Maybe I can get to that next week.

The other thing that really inspired me was the rose engine special interest group. I have been fascinated by rose engine work for at least 20 years, since I first saw pieces in California. There is a couple that comes to the Armadillo Craft Show every year with beautiful rose engine pieces. My interest was really heated up again in the spring with the article in **American Woodturning**. I'm ready to join Lynn Kramer and build one of Jon Magill's MDF rose engine lathes. I hope to get started on that soon. I would have liked to have bought the Lindow-White machine that was displayed at SWAT, but finally decided that was more than I want to spend.

See you on Tuesday.

Keep on turning,

Charlie Kay

## Volunteer Instructors

The following turners have generously offered to open their shops and give their time to any member who wants to learn how to sharpen their tools, sharpen their skills, learn how to make a bowl or "test" the newest tool. Check out the people who bring items to Show and Tell. One trait common to all woodturners is that we all like to share, so just ask!

### SOUTH

Bill Hammack	512.282.0832
Stacey Hager	512.282.1036
Johnny Tolly	512.858.4471
Jimmy Tolly	512.894.0686
Craig Timmerman	512.288.3598

**NOTE: The Tolly brothers work strange shifts, so they may be available on times other than weekends.**

H. O. Evans	512.282.2830
-------------	--------------

**NOTE: Ho would like to confine his assistance to his specialty, segmented turnings.**

### NORTH

Rusty Myers	512.218.1606
Frank Miller	512.335.4768
Judy Williams	512.836.7897

### ROUND ROCK

Larry Walrath	512.255.5379
---------------	--------------

### LOCKHART/SAN MARCOS

David Dick	512.357.6517
Curtis Seebeck	512.738.0775

## 2007 Demonstration Schedule

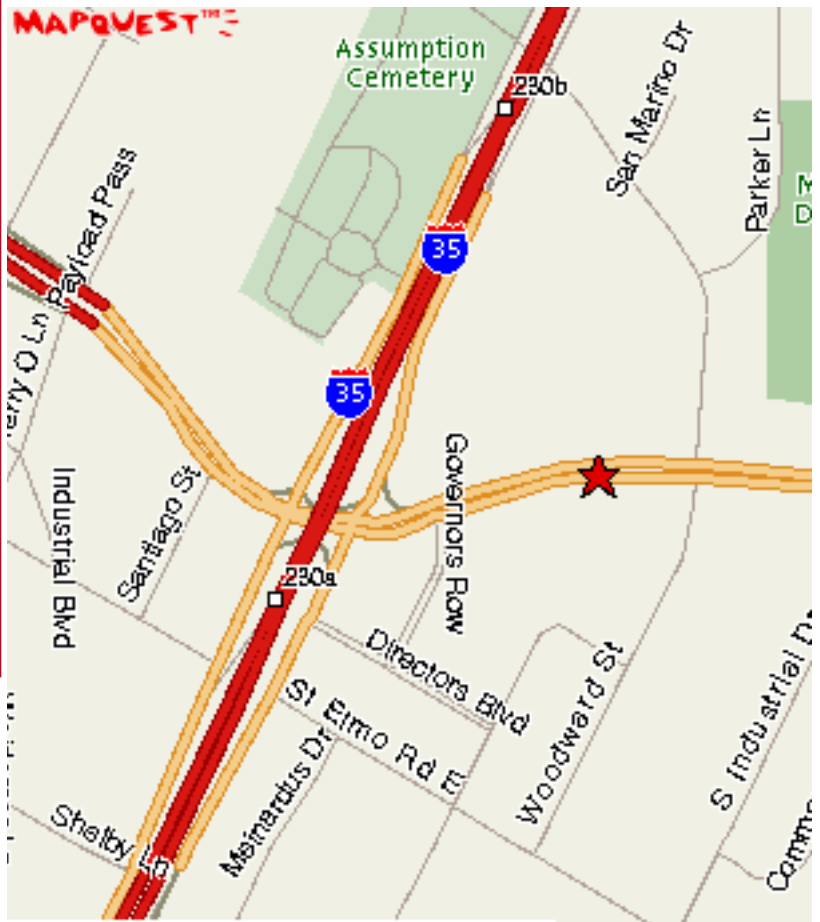
September 18  
October 16  
November 20  
January 15, 2008

Jack Besperka  
Gary Roberts  
Charlie Kay  
To be announced

If you are interested in being a Demonstrator at one of our meetings, or want to suggest a demonstrator, get in touch with **Program Chairman Gene Stokes**.

## Meeting Location

The CTWA meets at American Youth-Works, 1901 East Ben White Boulevard (Texas 71) in south Austin. The building is on the south side of Ben White, just east of Interstate 35. The best entry is off Woodward Street, just south of a little strip center. You enter an alleyway into a lighted parking lot. We will enter through the back door. As you drive in, you will see a truck dock in the back of the building with a big roll-up white door. The entryway is just to the right of the truck dock. Folks coming from the north may want to exit I-35 at Woodward and proceed south on Woodward across Ben White.



The Chip Pile  
Central Texas Woodturners Association  
A chapter of the American Association of Woodturners

Charles Kay, Editor  
100 Matzig Cove  
Buda, TX 78610-3108

To: